

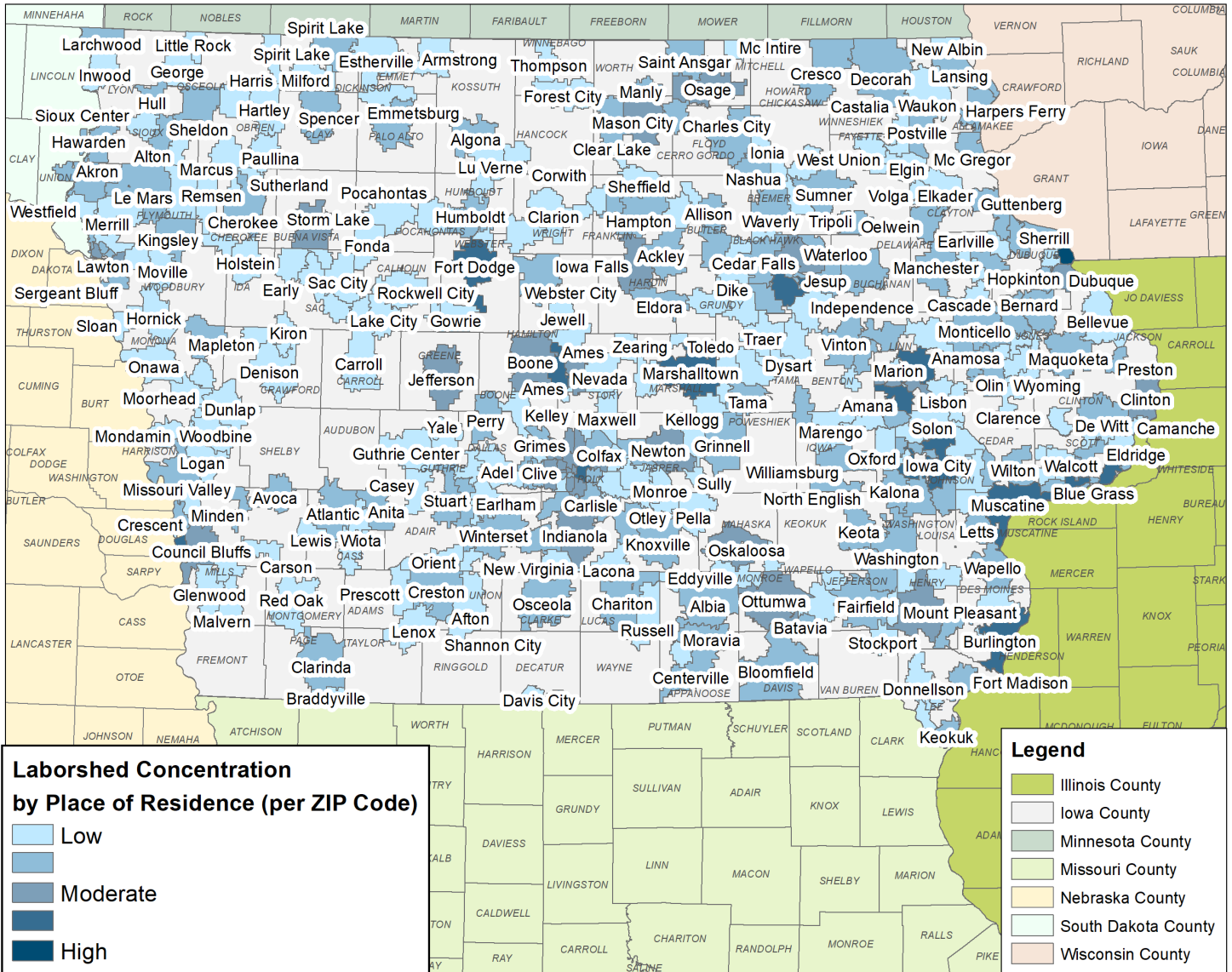
LABOR CHARACTERISTICS

CONSTRUCTION



STATE OF IOWA LABORSHED

CONCENTRATION OF RESPONDENTS WITHIN THE LABORSHED AREA WITH TRANSFERABLE EXPERIENCE/SKILLS BY PLACE OF RESIDENCE



Workers who have transferable experience/skills in the industry are currently commuting an average of 20 miles one way for work. Those who are likely to change/accept employment are willing to commute an average of 30 miles one way for the right employment opportunity.

FOR MORE INFORMATION REGARDING THE STATE OF IOWA REGIONAL LABORSHED, CONTACT:



Iowa Workforce Development
 Labor Market Information Division
 1000 E. Grand Avenue, Des Moines, Iowa 50319
 Phone: (515) 281-3035 | Email: laborshed.studies@iwd.iowa.gov
<https://workforce.iowa.gov/laborshed>

LABOR CHARACTERISTICS

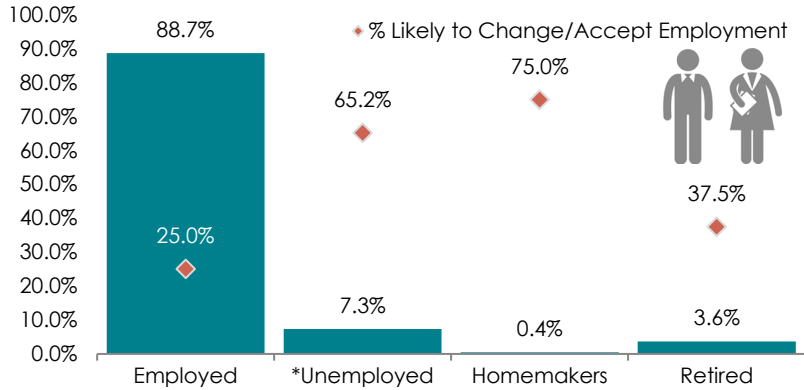


CONSTRUCTION

ESTIMATED AVAILABLE LABOR PER OCCUPATIONAL CATEGORY:

- Architectural and Civil Drafters - 0.1%
- Boilermakers - 0.1%
- Brickmasons and Blockmasons - 0.4%
- Cabinetmakers and Bench Carpenters - 0.1%
- Carpenters - 2.4%
- Carpet Installers - 0.1%
- Cement Masons and Concrete Finishers - 1%
- Civil Engineers - 1.7%
- Construction and Building Inspectors - 0.2%
- Construction and Related Workers, All Other - 0.1%
- Construction Laborers - 6%
- Construction Managers - 12.4%
- Cost Estimators - 0.8%
- Crane and Tower Operators - 0.7%
- Drywall and Ceiling Tile Installers - 0.4%
- Earth Drillers, Except Oil and Gas - 0.2%
- Electrical and Electronics Repairers, Commercial and Industrial Equipment - 0.1%
- Electrical Power-Line Installers and Repairers - 1.4%
- Electricians - 6.1%
- Electronic Home Entertainment Equipment Installers and Repairers - 0.1%
- Elevator Installers and Repairers - 0.2%
- Excavating/Loading Machine/ Dragline Operators, Mining - 0.8%
- Fence Erectors - 0.2%
- Floor Layers, Except Carpet, Wood, and Hard Tiles - 0.1%
- Glaziers - 0.3%
- Hazardous Materials Removal Workers - 0.1%
- Heating, Air Conditioning, Refrigeration Mechanics/ Installers - 1.7%
- Heavy and Tractor-Trailer Truck Drivers - 20.4%
- Helpers, Construction Trades, All Other - 0.1%
- Helpers-Electricians - 0.1%
- Helpers-Extraction Workers - 0.1%
- Helpers-Pipelayers, Plumbers, Pipefitters, and Steamfitters - 0.1%
- Highway Maintenance Workers - 0.8%
- Industrial Truck and Tractor Operators - 2.3%
- Installation, Maintenance, and Repair Workers, All Other - 7.5%
- Landscaping and Groundskeeping Workers - 1.4%
- Loading and Moving Machine Operators, Underground - 0.1%
- Mechanical Engineers - 1.3%
- Metal Workers and Plastic Workers, All Other - 0.1%
- Operating Engineers and Other Construction Equipment Operators - 3.5%
- Painters, Construction and Maintenance - 1.7%
- Paving, Surfacing, and Tamping Equipment Operators - 0.3%
- Pipelayers - 0.2%
- Plumbers, Pipefitters, and Steamfitters - 2.5%
- Rail-Track Laying and Maintenance Equipment Operators - 0.1%
- Reinforcing Iron and Rebar Workers - 0.1%
- Roofers - 0.2%
- Rotary Drill Operators, Oil and Gas - 0.1%
- Septic Tank Servicers and Sewer Pipe Cleaners - 0.2%
- Sheet Metal Workers - 0.8%
- Stonemasons - 0.1%
- Structural Iron and Steel Workers - 0.6%
- Structural Metal Fabricators and Fitters - 0.1%
- Supervisors of Construction Trades and Extraction Workers - 4.9%
- Supervisors of Mechanics, Installers, and Repairers - 4.9%
- Supervisors of Production and Operating Workers - 4.5%
- Telecommunications Line Installers and Repairers - 0.4%
- Welders, Cutters, Solderers, and Brazers - 2.2%
- Woodworking Machine Setters, Operators, and Tenders, Except Sawing - 0.1%

ESTIMATED TOTAL BY EMPLOYMENT STATUS (PERCENTAGE):



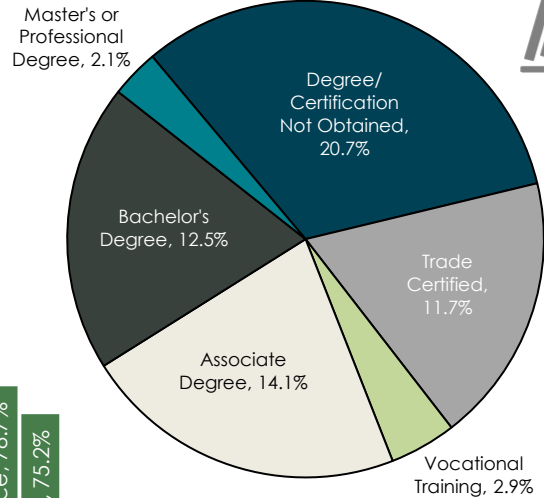
*Employment status is self-identified by the survey respondent. The unemployment percentage does not reflect the unemployment rate published by the U.S. Bureau of Labor Statistics, which applies a stricter definition.

EMPLOYMENT STATS:

- 59.0% paid an hourly wage
- 95.0% are/were employed full-time
- 5.0% are/were employed part-time
- 25.7% are/were self-employed
- 13.3% hold two or more jobs
- Currently working an average of 47 hours/week

EDUCATIONAL LEVEL:

(64.0% HAVE AN EDUCATION BEYOND HIGH SCHOOL)



UNDEREMPLOYMENT (ESTIMATED):

- Low hours - 0.1%
- Mismatch of skills - 5.1%
- Low income - 0.6%
- Total - 5.4%

(Individuals counted only once when estimating Total Underemployment.)

CURRENT BENEFITS:



DESIRED BENEFITS:



TOP JOB SEARCH RESOURCES:

(For those seeking employment opportunities, by use.)

- Internet - 73.5%
 - www.indeed.com
 - www.linkedin.com
 - www.facebook.com
- Networking through friends, family or acquaintances - 50.4%
- IowaWORKS Centers - 20.9%
- Private Employment Services - 16.9%



LABOR CHARACTERISTICS



CONSTRUCTION

OCCUPATION	OCCUPATIONAL CODE	MEAN WAGE	ENTRY WAGE	EXPERIENCED WAGE	MEDIAN WAGE	MEAN ANNUAL SALARY
Brickmasons and Blockmasons	47-2021	\$26.70	\$17.18	\$31.45	\$25.75	\$55,531
Bus and Truck Mechanics and Diesel Engine Specialists	49-3031	\$25.23	\$18.12	\$28.79	\$24.18	\$52,486
Carpenters	47-2031	\$23.84	\$16.99	\$27.26	\$23.04	\$49,582
Carpet Installers	47-2041	\$21.94	\$14.41	\$25.71	\$22.62	\$45,643
Cement Masons and Concrete Finishers	47-2051	\$22.91	\$18.05	\$25.33	\$22.74	\$47,645
Civil Engineering Technicians	17-3022	\$30.79	\$22.75	\$34.81	\$30.69	\$64,053
Civil Engineers	17-2051	\$43.41	\$30.90	\$49.66	\$40.35	\$90,289
Construction and Building Inspectors	47-4011	\$31.64	\$22.91	\$36.01	\$31.00	\$65,812
Construction and Related Workers, All Other	47-4099	\$18.96	\$12.56	\$22.16	\$19.82	\$39,433
Construction Laborers	47-2061	\$21.51	\$16.54	\$23.99	\$21.83	\$44,737
Construction Managers	11-9021	\$45.57	\$31.17	\$52.77	\$44.72	\$94,778
Cost Estimators	13-1051	\$32.61	\$21.08	\$38.38	\$30.79	\$67,836
Drywall and Ceiling Tile Installers	47-2081	\$25.19	\$19.48	\$28.04	\$24.28	\$52,392
Electric Motor, Power Tool, and Related Repairers	49-2092	\$20.95	\$16.20	\$23.33	\$21.60	\$43,575
Electrical and Electronic Engineering Technicians	17-3023	\$33.33	\$23.42	\$38.29	\$33.29	\$69,335
Electrical Engineers	17-2071	\$47.65	\$33.49	\$54.73	\$47.76	\$99,117
Electricians	47-2111	\$28.63	\$18.95	\$33.48	\$29.08	\$59,558
Fence Erectors	47-4031	\$20.11	\$15.50	\$22.41	\$18.58	\$41,829
Financial Managers	11-3031	\$63.02	\$36.72	\$76.17	\$58.12	\$131,078
First-Line Supervisors of Construction Trades and Extraction Workers	47-1011	\$34.55	\$25.11	\$39.27	\$33.01	\$71,861
Floor Layers, Except Carpet, Wood, and Hard Tiles	47-2042	\$17.89	\$8.59	\$22.54	\$18.24	\$37,211
Glaziers	47-2121	\$22.82	\$17.12	\$25.67	\$22.40	\$47,462
Hazardous Materials Removal Workers	47-4041	\$19.61	\$15.32	\$21.76	\$18.95	\$40,795
Heating, Air Conditioning, and Refrigeration Mechanics and Installers	49-9021	\$26.30	\$18.68	\$30.11	\$26.40	\$54,707
Heavy and Tractor-Trailer Truck Drivers	53-3032	\$24.99	\$17.70	\$28.64	\$23.21	\$51,986
Helpers, Construction Trades, All Other	47-3019	\$16.38	\$12.04	\$18.55	\$16.94	\$34,063
Helpers--Carpenters	47-3012	\$17.07	\$12.88	\$19.17	\$17.48	\$35,510
Helpers--Electricians	47-3013	\$16.47	\$13.90	\$17.76	\$15.55	\$34,263
Helpers--Pipefitters, Plumbers, Pipefitters, and Steamfitters	47-3015	\$16.79	\$14.08	\$18.15	\$15.26	\$34,929
Highway Maintenance Workers	47-4051	\$24.42	\$20.16	\$26.55	\$24.25	\$50,798
Industrial Truck and Tractor Operators	53-7051	\$20.55	\$17.02	\$22.32	\$19.75	\$42,750
Information and Record Clerks, All Other	43-4199	\$21.59	\$16.47	\$24.16	\$21.50	\$44,915
Installation, Maintenance, and Repair Workers, All Other	49-9099	\$20.75	\$14.78	\$23.73	\$19.56	\$43,159
Insulation Workers, Floor, Ceiling, and Wall	47-2131	\$22.51	\$15.37	\$26.08	\$22.79	\$46,824
Insulation Workers, Mechanical	47-2132	\$22.97	\$17.96	\$25.47	\$22.96	\$47,775
Laborers and Freight, Stock, and Material Movers, Hand	53-7062	\$18.56	\$14.01	\$20.83	\$18.34	\$38,598
Maintenance and Repair Workers, General	49-9071	\$21.89	\$15.36	\$25.15	\$21.94	\$45,524
Maintenance Workers, Machinery	49-9043	\$28.64	\$22.07	\$31.92	\$28.15	\$59,568
Managers, All Other	11-9199	\$59.22	\$35.25	\$71.21	\$52.55	\$123,176
Millwrights	49-9044	\$27.62	\$20.73	\$31.07	\$28.16	\$57,459
Mobile Heavy Equipment Mechanics, Except Engines	49-3042	\$27.85	\$19.82	\$31.87	\$27.89	\$57,936
Operating Engineers and Other Construction Equipment Operators	47-2073	\$26.78	\$19.63	\$30.35	\$24.97	\$55,697
Painters, Construction and Maintenance	47-2141	\$21.21	\$15.42	\$24.11	\$21.34	\$44,123
Paving, Surfacing, and Tamping Equipment Operators	47-2071	\$23.14	\$18.53	\$25.45	\$23.36	\$48,137
Pipelayers	47-2151	\$24.75	\$20.54	\$26.85	\$23.99	\$51,472
Plumbers, Pipefitters, and Steamfitters	47-2152	\$29.96	\$20.44	\$34.72	\$29.44	\$62,318
Rail-Track Laying and Maintenance Equipment Operators	47-4061	\$26.96	\$15.59	\$32.65	\$17.12	\$56,077
Roofers	47-2181	\$23.72	\$17.04	\$27.06	\$22.74	\$49,338
Secretaries and Administrative Assistants, Except Legal, Medical, and Executive	43-6014	\$19.94	\$14.67	\$22.58	\$19.00	\$41,481
Septic Tank Servicers and Sewer Pipe Cleaners	47-4071	\$23.55	\$17.73	\$26.47	\$22.55	\$48,994
Sheet Metal Workers	47-2211	\$28.57	\$19.96	\$32.87	\$27.68	\$59,420
Structural Iron and Steel Workers	47-2221	\$31.41	\$24.50	\$34.86	\$33.59	\$65,334
Telecommunications Line Installers and Repairers	49-9052	\$26.84	\$19.06	\$30.73	\$28.31	\$55,828
Tile and Marble Setters	47-2044	\$23.08	\$17.19	\$26.02	\$21.86	\$47,996
Tool and Die Makers	51-4111	\$25.56	\$19.02	\$28.83	\$25.38	\$53,166

The 2023 statewide wage data was produced by the Labor Force & Occupational Analysis Bureau. The source of the wage and employment data is based on the May 2022 OEWS estimates. Additional occupational wage and employment data can be found at <https://workforce.iowa.gov/iawr>.

Balance of data compiled by Iowa Workforce Development using Laborshed data collected in 2023.