

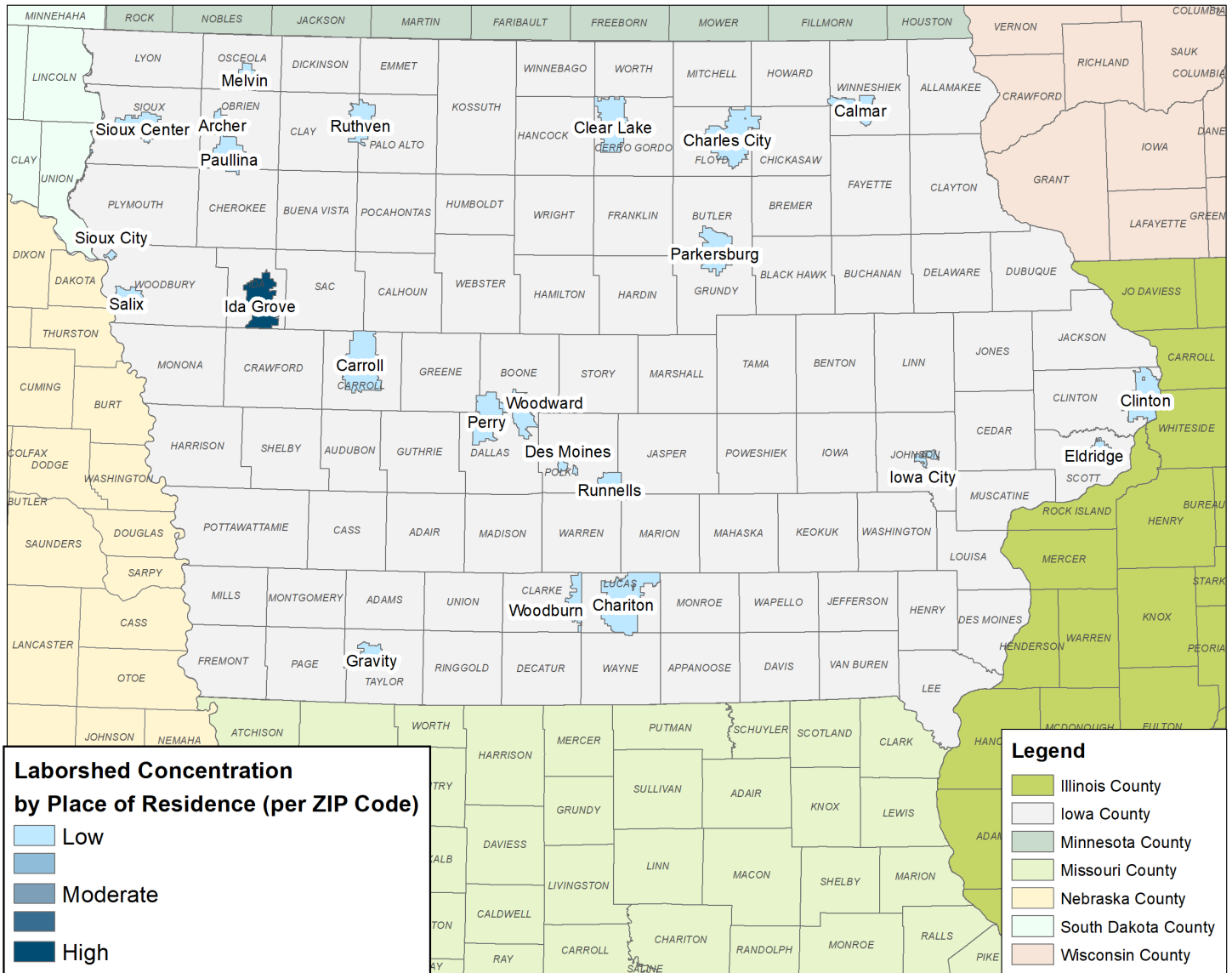
LABOR CHARACTERISTICS



FARMING, FISHING, & FORESTRY

STATE OF IOWA LABORSHED

CONCENTRATION OF RESPONDENTS WITHIN THE LABORSHED AREA WITH TRANSFERABLE EXPERIENCE/SKILLS BY PLACE OF RESIDENCE



Workers who have transferable experience/skills in the industry are currently commuting an average of 12 miles one way for work. Those who are likely to change/accept employment are willing to commute an average of 36 miles one way for the right employment opportunity.

FOR MORE INFORMATION REGARDING THE STATE OF IOWA REGIONAL LABORSHED, CONTACT:



Iowa Workforce Development
 Labor Market Information Division
 1000 E. Grand Avenue, Des Moines, Iowa 50319
 Phone: (515) 281-3035 | Email: laborshed.studies@iwd.iowa.gov
<https://workforce.iowa.gov/laborshed>

LABOR CHARACTERISTICS



FARMING, FISHING, & FORESTRY


ESTIMATED AVAILABLE LABOR PER OCCUPATIONAL CATEGORY:

- Agricultural Equipment Operators - 11.5%
- Agricultural Inspectors - 3.8%
- Agricultural Workers, All Other - 11.5%
- Farmworkers and Laborers, Crop, Nursery, and Greenhouse - 42.3%
- Farmworkers, Farm, Ranch, and Aquacultural Animals - 23.1%
- Forest and Conservation Workers - 3.8%
- Graders and Sorters, Agricultural Products - 3.8%

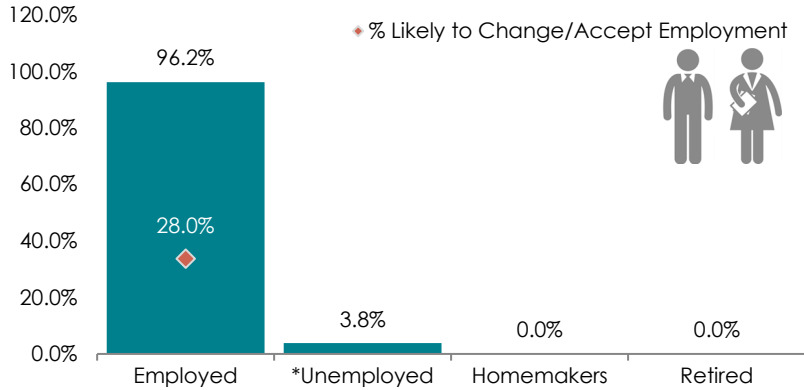
UNDEREMPLOYMENT (ESTIMATED):

- Low hours - 0.0%
- Mismatch of skills - 7.7%
- Low income - 0.0%
- Total - 7.7%

(Individuals counted only once when estimating Total Underemployment.)



ESTIMATED TOTAL BY EMPLOYMENT STATUS (PERCENTAGE):



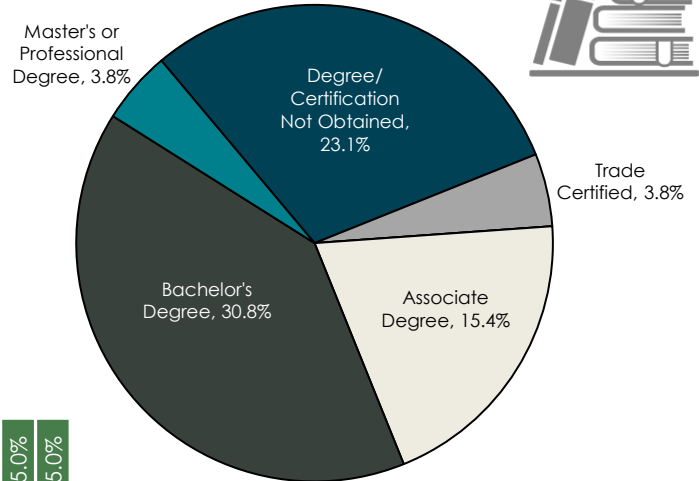
**Employment status is self-identified by the survey respondent. The unemployment percentage does not reflect the unemployment rate published by the U.S. Bureau of Labor Statistics, which applies a stricter definition.*

EMPLOYMENT STATS:

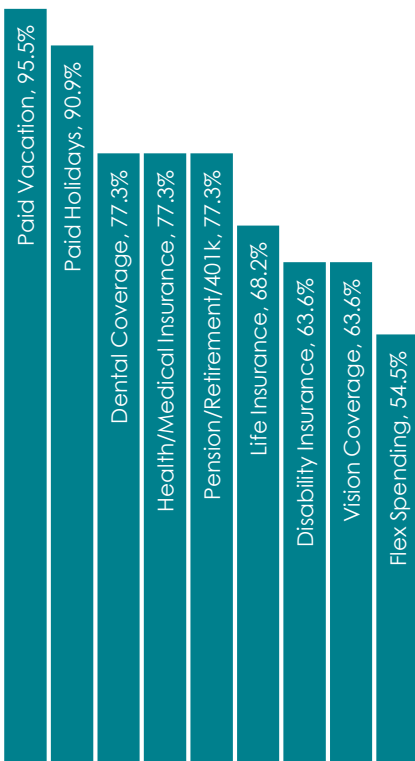
- 65.4% paid an hourly wage
- 96.2% are/were employed full-time
- 3.8% are/were employed part-time
- 8.0% are/were self-employed
- 24.0% hold two or more jobs
- Currently working an average of 48 hours/week

EDUCATIONAL LEVEL:


(76.9% HAVE AN EDUCATION BEYOND HIGH SCHOOL)



CURRENT BENEFITS:



DESIRED BENEFITS:



TOP JOB SEARCH RESOURCES:

(For those seeking employment opportunities, by use.)

- Internet - 84.0%
 - www.indeed.com
 - www.facebook.com
 - www.iowaworks.gov
 - www.linkedin.com
- Networking through friends, family or acquaintances - 52.0%
- Newspapers - 20.0%
 - *The Des Moines Register*
- Private Employment Services - 16.0%



LABOR CHARACTERISTICS



FARMING, FISHING, & FORESTRY

OCCUPATION	OCCUPATIONAL CODE	MEAN WAGE	ENTRY WAGE	EXPERIENCED WAGE	MEDIAN WAGE	MEAN ANNUAL SALARY
Agricultural Equipment Operators	45-2091	\$21.48	\$17.17	\$23.64	\$21.36	\$44,687
Agricultural Inspectors	45-2011	\$24.47	\$18.51	\$27.45	\$23.66	\$50,898
Animal Breeders	45-2021	\$20.60	\$16.56	\$22.62	\$21.79	\$42,842
Farmworkers and Laborers, Crop, Nursery, and Greenhouse	45-2092	\$15.19	\$11.34	\$17.12	\$14.50	\$31,603
Farmworkers, Farm, Ranch, and Aquacultural Animals	45-2093	\$16.52	\$12.92	\$18.33	\$14.93	\$34,369
First-Line Supervisors of Farming, Fishing, and Forestry Workers	45-1011	\$29.83	\$18.79	\$35.36	\$30.99	\$62,053
Forest and Conservation Workers	45-4011	\$14.16	\$11.64	\$15.42	\$12.86	\$29,451
Graders and Sorters, Agricultural Products	45-2041	\$20.27	\$18.40	\$21.21	\$19.34	\$42,163

The 2023 statewide wage data was produced by the Labor Force & Occupational Analysis Bureau. The source of the wage and employment data is based on the May 2022 OEWS estimates. Additional occupational wage and employment data can be found at <https://workforce.iowa.gov/iawr>.

Balance of data compiled by Iowa Workforce Development using Laborshed data collected in 2023.

