


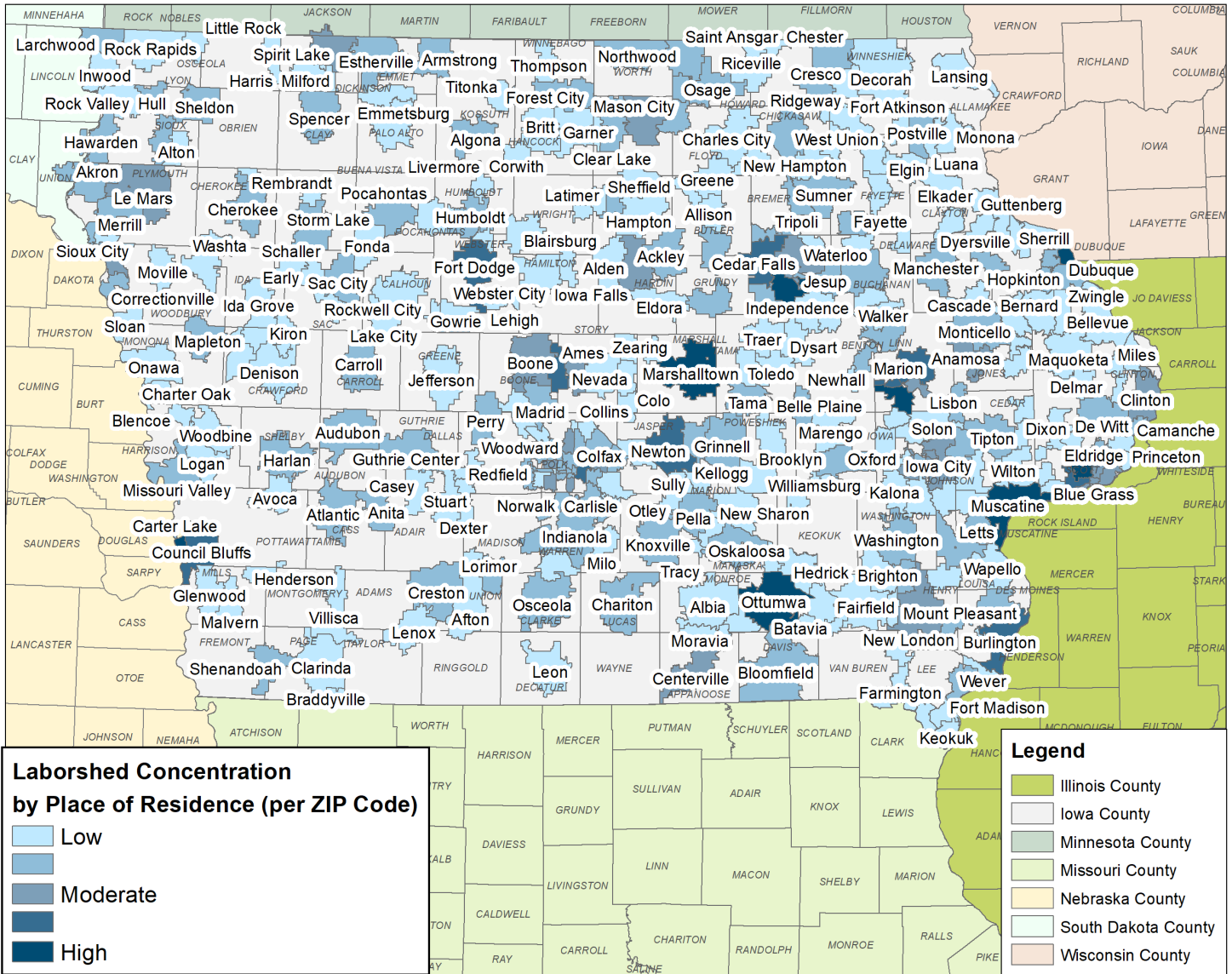
LABOR CHARACTERISTICS

FOOD PROCESSING



STATE OF IOWA LABORSHED

CONCENTRATION OF RESPONDENTS WITHIN THE LABORSHED AREA WITH TRANSFERABLE EXPERIENCE/SKILLS BY PLACE OF RESIDENCE



Workers who have transferable experience/skills in the industry are currently commuting an average of 16 miles one way for work. Those who are likely to change/accept employment are willing to commute an average of 28 miles one way for the right employment opportunity.

FOR MORE INFORMATION REGARDING THE STATE OF IOWA REGIONAL LABORSHED, CONTACT:



Iowa Workforce Development
 Labor Market Information Division
 1000 E. Grand Avenue, Des Moines, Iowa 50319
 Phone: (515) 281-3035 | Email: laborshed.studies@iwd.iowa.gov
<https://workforce.iowa.gov/laborshed>

LABOR CHARACTERISTICS

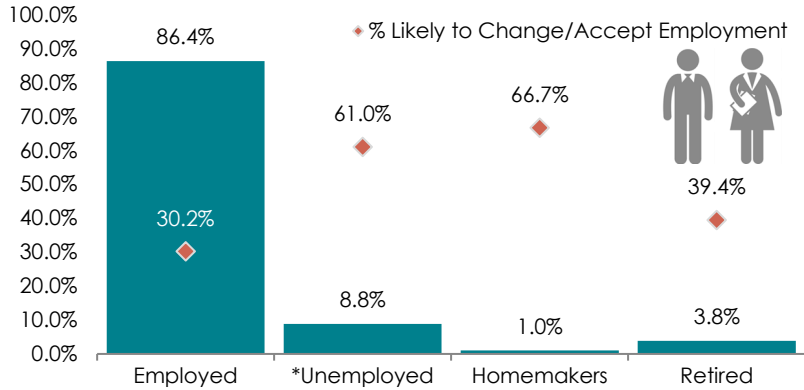


FOOD PROCESSING

ESTIMATED AVAILABLE LABOR PER OCCUPATIONAL CATEGORY:

- Agricultural and Food Science Technicians - 0.1%
- Agricultural Inspectors - 0.1%
- Bakers - 0.7%
- Bus and Truck Mechanics and Diesel Engine Specialists - 2.2%
- Butchers and Meat Cutters - 0.8%
- Buyers and Purchasing Agents, Farm Products - 0.5%
- Crushing, Grinding, and Polishing Machine Setters, Operators, and Tenders - 0.1%
- Cutting and Slicing Machine Setters, Operators, and Tenders - 0.1%
- Electricians - 6.3%
- Engineering Technicians, Except Drafters, All Other - 1%
- Engineers, All Other - 3%
- Extruding, Forming, Pressing, and Compacting Machine Setters, Operators, and Tenders - 0.1%
- First-Line Supervisors of Mechanics, Installers, and Repairers - 5%
- First-Line Supervisors of Production and Operating Workers - 4.7%
- First-Line Supervisors of Transportation and Material-Moving Machine and Vehicle Operators - 0.2%
- Food and Tobacco Roasting, Baking, and Drying Machine Operators and Tenders - 0.1%
- Food Batchmakers - 1.9%
- Food Cooking Machine Operators and Tenders - 0.2%
- Food Processing Workers, All Other - 0.1%
- Graders and Sorters, Agricultural Products - 0.1%
- Heavy and Tractor-Trailer Truck Drivers - 21.2%
- Industrial Engineering Technicians - 0.1%
- Industrial Engineers - 1.6%
- Industrial Machinery Mechanics - 2.5%
- Industrial Production Managers - 4.4%
- Industrial Truck and Tractor Operators - 2.4%
- Inspectors, Testers, Sorters, Samplers, and Weighers - 2.5%
- Installation, Maintenance, and Repair Workers, All Other - 7.8%
- Laborers and Freight, Stock, and Material Movers, Hand - 4.8%
- Light Truck or Delivery Services Drivers - 2.3%
- Maintenance Workers - 0.5%
- Material Moving Workers - 0.5%
- Meat, Poultry, and Fish Cutters and Trimmers - 0.6%
- Mixing and Blending Machine Setters, Operators, and Tenders - 0.3%
- Packaging and Filling Machine Operators and Tenders - 0.2%
- Packers and Packagers, Hand - 1.9%
- Plant and System Operators - 0.3%
- Production Workers, All Other - 8%
- Slaughterers and Meat Packers - 0.2%
- Tank Car, Truck, and Ship Loaders - 0.1%
- Team Assemblers - 3.3%
- Transportation, Storage, and Distribution Managers - 5.5%
- Water and Wastewater Treatment Plant and System Operators - 1.4%

ESTIMATED TOTAL BY EMPLOYMENT STATUS (PERCENTAGE):



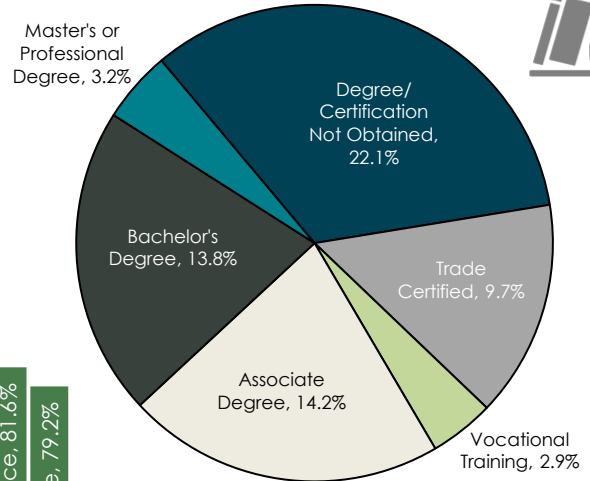
*Employment status is self-identified by the survey respondent. The unemployment percentage does not reflect the unemployment rate published by the U.S. Bureau of Labor Statistics, which applies a stricter definition.

EMPLOYMENT STATS:

- 63.2% paid an hourly wage
- 93.7% are/were employed full-time
- 6.3% are/were employed part-time
- 11.4% are/were self-employed
- 13.0% hold two or more jobs
- Currently working an average of 46 hours/week

EDUCATIONAL LEVEL:

(65.9% HAVE AN EDUCATION BEYOND HIGH SCHOOL)



UNDEREMPLOYMENT (ESTIMATED):

- Low hours - 0.7%
- Mismatch of skills - 6.8%
- Low income - 1.0%
- Total - 7.4%

(Individuals counted only once when estimating Total Underemployment.)

CURRENT BENEFITS:



DESIRED BENEFITS:



TOP JOB SEARCH RESOURCES:

(For those seeking employment opportunities, by use.)

- Internet - 79.4%
 - www.indeed.com
 - www.linkedin.com
 - Company/Organization Websites
 - www.facebook.com
- Networking through friends, family or acquaintances - 46.3%
- IowaWORKS Centers - 26.4%
- Private Employment Services - 18.8%



LABOR CHARACTERISTICS



FOOD PROCESSING

OCCUPATION	OCCUPATIONAL CODE	MEAN WAGE	ENTRY WAGE	EXPERIENCED WAGE	MEDIAN WAGE	MEAN ANNUAL SALARY
Agricultural Inspectors	45-2011	\$24.47	\$18.51	\$27.45	\$23.66	\$50,898
Bakers	51-3011	\$14.54	\$10.97	\$16.32	\$14.60	\$30,235
Bus and Truck Mechanics and Diesel Engine Specialists	49-3031	\$25.23	\$18.12	\$28.79	\$24.18	\$52,486
Butchers and Meat Cutters	51-3021	\$15.18	\$12.70	\$16.42	\$14.25	\$31,570
Cleaning, Washing, and Metal Pickling Equipment Operators and Tenders	51-9192	\$19.85	\$14.72	\$22.42	\$17.76	\$41,298
Conveyor Operators and Tenders	53-7011	\$18.58	\$14.80	\$20.47	\$17.23	\$38,646
Cooling and Freezing Equipment Operators and Tenders	51-9193	\$20.26	\$17.92	\$21.44	\$19.70	\$42,145
Crushing, Grinding, and Polishing Machine Setters, Operators, and Tenders	51-9021	\$23.93	\$19.54	\$26.13	\$23.30	\$49,782
Cutting and Slicing Machine Setters, Operators, and Tenders	51-9032	\$20.86	\$16.08	\$23.25	\$20.22	\$43,391
Electricians	47-2111	\$28.63	\$18.95	\$33.48	\$29.08	\$59,558
Engineers, All Other	17-2199	\$44.68	\$32.90	\$50.57	\$44.99	\$92,928
Extruding, Forming, Pressing, and Compacting Machine Setters, Operators, and Tenders	51-9041	\$20.67	\$15.42	\$23.29	\$20.44	\$42,993
First-Line Supervisors of Mechanics, Installers, and Repairers	49-1011	\$34.82	\$22.79	\$40.83	\$34.52	\$72,420
First-Line Supervisors of Production and Operating Workers	51-1011	\$31.10	\$21.51	\$35.89	\$29.85	\$64,682
Food and Tobacco Roasting, Baking, and Drying Machine Operators and Tenders	51-3091	\$21.22	\$16.45	\$23.61	\$19.89	\$44,143
Food Batchmakers	51-3092	\$19.41	\$12.90	\$22.67	\$17.25	\$40,377
Food Cooking Machine Operators and Tenders	51-3093	\$22.28	\$16.88	\$24.98	\$21.12	\$46,345
Food Processing Workers, All Other	51-3099	\$18.35	\$14.73	\$20.16	\$16.36	\$38,168
Food Scientists and Technologists	19-1012	\$36.67	\$26.52	\$41.74	\$32.02	\$76,265
Graders and Sorters, Agricultural Products	45-2041	\$20.27	\$18.40	\$21.21	\$19.34	\$42,163
Heavy and Tractor-Trailer Truck Drivers	53-3032	\$24.99	\$17.70	\$28.64	\$23.21	\$51,986
Helpers--Production Workers	51-9198	\$19.50	\$15.89	\$21.30	\$18.62	\$40,555
Industrial Engineering Technicians	17-3026	\$27.37	\$19.41	\$31.35	\$28.18	\$56,924
Industrial Engineers	17-2112	\$43.98	\$33.30	\$49.32	\$42.78	\$91,474
Industrial Machinery Mechanics	49-9041	\$28.00	\$21.90	\$31.05	\$28.37	\$58,248
Industrial Production Managers	11-3051	\$50.93	\$34.09	\$59.34	\$47.78	\$105,930
Industrial Truck and Tractor Operators	53-7051	\$20.55	\$17.02	\$22.32	\$19.75	\$42,750
Inspectors, Testers, Sorters, Samplers, and Weighers	51-9061	\$21.83	\$16.76	\$24.36	\$21.00	\$45,399
Installation, Maintenance, and Repair Workers, All Other	49-9099	\$20.75	\$14.78	\$23.73	\$19.56	\$43,159
Laborers and Freight, Stock, and Material Movers, Hand	53-7062	\$18.56	\$14.01	\$20.83	\$18.34	\$38,598
Light Truck or Delivery Services Drivers	53-3033	\$20.24	\$12.36	\$24.18	\$18.24	\$42,104
Machine Feeders and Offbearers	53-7063	\$21.07	\$16.15	\$23.52	\$19.68	\$43,820
Maintenance and Repair Workers, General	49-9071	\$21.89	\$15.36	\$25.15	\$21.94	\$45,524
Maintenance Workers, Machinery	49-9043	\$28.64	\$22.07	\$31.92	\$28.15	\$59,568
Material Moving Workers, All Other	53-7199	\$19.92	\$15.55	\$22.11	\$17.04	\$41,435
Meat, Poultry, and Fish Cutters and Trimmers	51-3022	\$18.75	\$17.41	\$19.43	\$18.03	\$39,008
Mixing and Blending Machine Setters, Operators, and Tenders	51-9023	\$20.96	\$16.64	\$23.11	\$20.38	\$43,588
Ophthalmic Laboratory Technicians	51-9083	\$18.62	\$16.45	\$19.70	\$17.16	\$38,726
Packaging and Filling Machine Operators and Tenders	51-9111	\$18.19	\$13.73	\$20.42	\$17.31	\$37,835
Packers and Packagers, Hand	53-7064	\$16.64	\$13.49	\$18.22	\$16.49	\$34,615
Plant and System Operators, All Other	51-8099	\$25.75	\$22.30	\$27.48	\$22.92	\$53,569
Production Workers, All Other	51-9199	\$18.55	\$13.36	\$21.15	\$18.36	\$38,590
Separating, Filtering, Clarifying, Precipitating, and Still Machine Setters, Operators, and Tenders	51-9012	\$23.10	\$17.83	\$25.74	\$23.59	\$48,058
Slaughtering and Meat Packers	51-3023	\$18.82	\$17.24	\$19.61	\$18.34	\$39,151
Tank Car, Truck, and Ship Loaders	53-7121	\$22.77	\$18.15	\$25.08	\$20.39	\$47,358
Transportation, Storage, and Distribution Managers	11-3071	\$44.85	\$29.16	\$52.69	\$40.87	\$93,283
Water and Wastewater Treatment Plant and System Operators	51-8031	\$25.97	\$20.43	\$28.74	\$26.30	\$54,020

The 2023 statewide wage data was produced by the Labor Force & Occupational Analysis Bureau. The source of the wage and employment data is based on the May 2022 OEWS estimates. Additional occupational wage and employment data can be found at <https://workforce.iowa.gov/iawr>.

Balance of data compiled by Iowa Workforce Development using Laborshed data collected in 2023.