

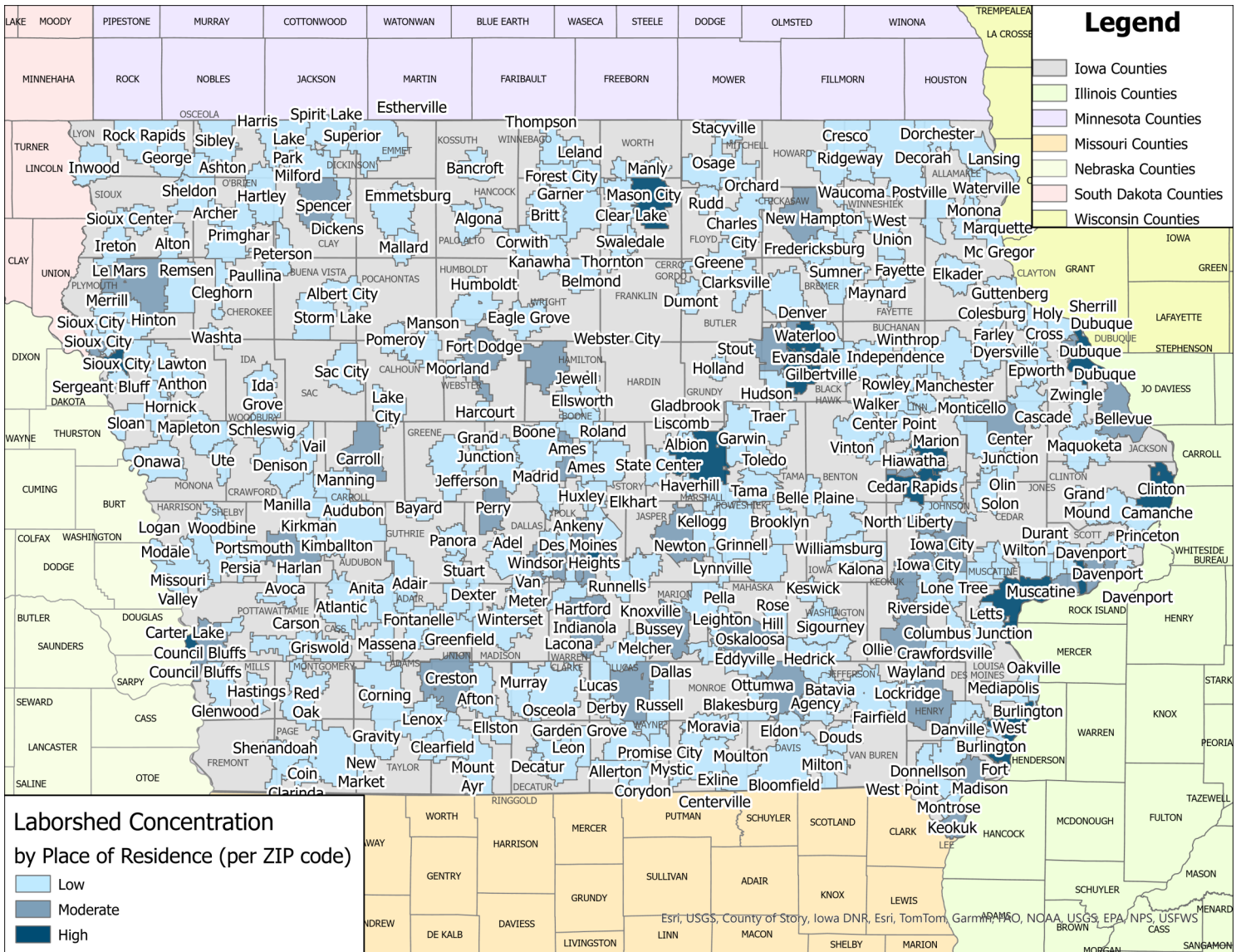
# LABOR CHARACTERISTICS



## WAREHOUSE & DISTRIBUTION

### STATEWIDE LABORSHED AREA

**CONCENTRATION OF RESPONDENTS WITHIN THE LABORSHED AREA WITH TRANSFERABLE EXPERIENCE/SKILLS BY PLACE OF RESIDENCE**



Workers who have transferable experience/skills in the industry are currently commuting an average of 15 miles one way for work. Those who are likely to change/accept employment are willing to commute an average of 27 miles one way for the right employment opportunity.

**FOR MORE INFORMATION REGARDING THE STATEWIDE REGIONAL LABORSHED, CONTACT:**



Iowa Workforce Development  
 Labor Market Information Division  
 1000 E. Grand Avenue, Des Moines, Iowa 50319  
 Phone: (515) 281-3035 | Email: [laborshed.studies@iwd.iowa.gov](mailto:laborshed.studies@iwd.iowa.gov)  
<https://workforce.iowa.gov/laborshed>

# LABOR CHARACTERISTICS

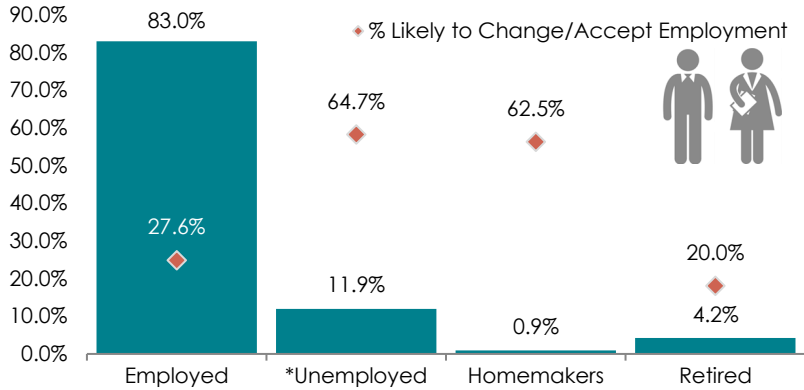


# WAREHOUSE & DISTRIBUTION

## ESTIMATED AVAILABLE LABOR PER OCCUPATIONAL CATEGORY:

- Aircraft Mechanics and Service Technicians - 0.6%
- Automotive Body and Related Repairers - 0.6%
- Automotive Service Technicians and Mechanics - 6.8%
- Bus and Truck Mechanics and Diesel Engine Specialists - 1.3%
- Cargo and Freight Agents - 0.1%
- Cleaners of Vehicles and Equipment - 0.7%
- Conveyor Operators and Tenders - 0.1%
- Dispatchers, Except Police, Fire, and Ambulance - 0.5%
- First-Line Supervisors of Mechanics, Installers, and Repairers - 9.7%
- First-Line Supervisors of Production and Operating Workers - 6.2%
- Heavy and Tractor-Trailer Truck Drivers - 20.6%
- Industrial Machinery Mechanics - 1.1%
- Industrial Truck and Tractor Operators - 2.7%
- Inspectors, Testers, Sorters, Samplers, and Weighers - 1.4%
- Installation, Maintenance, and Repair Workers, All Other - 11.3%
- Laborers and Freight, Stock, and Material Movers, Hand - 7.3%
- Light Truck or Delivery Services Drivers - 3.2%
- Locomotive Engineers - 0.4%
- Logisticians - 1.5%
- Motor Vehicle Operators, All Other - 0.2%
- Packers and Packagers, Hand - 1.6%
- Production Workers, All Other - 7.4%
- Production, Planning, and Expediting Clerks - 1.2%
- Protective Service Workers, All Other - 0.4%
- Rail Car Repairers - 0.1%
- Rail Transportation Workers, All Other - 0.5%
- Railroad Conductors and Yardmasters - 0.6%
- Rail-Track Laying and Maintenance Equipment Operators - 0.1%
- Sailors and Marine Oilers - 0.6%
- Shipping, Receiving, and Traffic Clerks - 1.8%
- Signal and Track Switch Repairers - 0.1%
- Team Assemblers - 4.2%
- Transportation Inspectors - 0.1%
- Transportation Workers, All Other - 0.1%
- Transportation, Storage, and Distribution Managers - 4.9%
- Weighers, Measurers, Checkers, and Samplers, Recordkeeping - 0.2%

## ESTIMATED TOTAL BY EMPLOYMENT STATUS (PERCENTAGE):



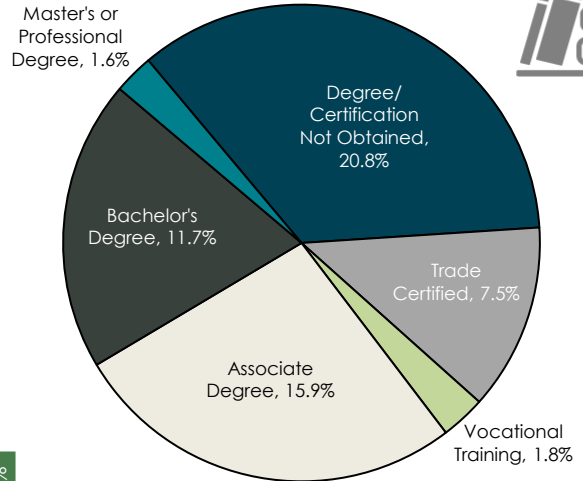
\*Employment status is self-identified by the survey respondent. The unemployment percentage does not reflect the unemployment rate published by the U.S. Bureau of Labor Statistics, which applies a stricter definition.

## EMPLOYMENT STATS:

- 66.5% paid an hourly wage
- 95.2% are/were employed full-time
- 4.8% are/were employed part-time
- 12.9% are/were self-employed
- 10.6% hold two or more jobs
- Currently working an average of 47 hours/week

## EDUCATIONAL LEVEL:

(59.3% HAVE AN EDUCATION BEYOND HIGH SCHOOL)

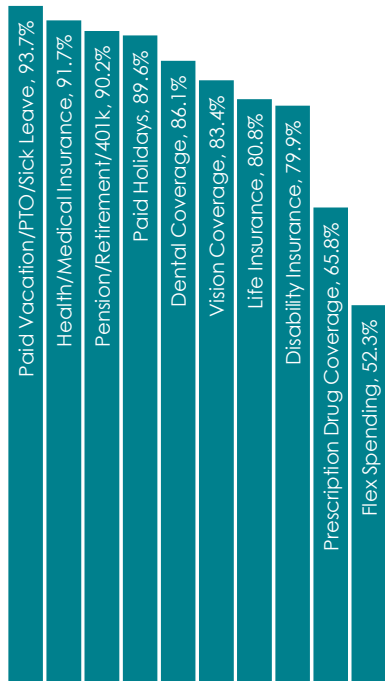


## UNDEREMPLOYMENT (ESTIMATED):


- Low hours - 0.9%
- Mismatch of skills - 8.8%
- Low income - 0.2%
- Total - 9.1%

(Individuals counted only once when estimating Total Underemployment.)

## CURRENT BENEFITS:



## DESIRED BENEFITS:



## TOP JOB SEARCH RESOURCES:

(For those seeking employment opportunities, by use.)

- Internet - 76.2%
  - [www.indeed.com](http://www.indeed.com)
  - [www.linkedin.com](http://www.linkedin.com)
  - [www.facebook.com](http://www.facebook.com)
- Networking through friends, family or acquaintances - 43.5%
- IowaWORKS Centers - 24.3%
- Private Employment Services - 13.5%



# LABOR CHARACTERISTICS



## WAREHOUSE & DISTRIBUTION

OCCUPATION	OCCUPATIONAL CODE	MEAN WAGE	MEDIAN WAGE	MEAN SALARY	MEDIAN SALARY
Aircraft Mechanics and Service Technicians	49-3011	\$34.27	\$33.69	\$71,280.00	\$70,080.00
Automotive Body and Related Repairers	49-3021	\$26.17	\$24.12	\$54,440.00	\$50,170.00
Automotive Service Technicians and Mechanics	49-3023	\$25.54	\$23.27	\$53,110.00	\$48,400.00
Bus and Truck Mechanics and Diesel Engine Specialists	49-3031	\$28.99	\$28.27	\$60,290.00	\$58,800.00
Captains, Mates, and Pilots of Water Vessels	53-5021	\$44.66	\$48.24	\$92,880.00	\$100,330.00
Cargo and Freight Agents	43-5011	\$23.83	\$22.17	\$49,570.00	\$46,120.00
Cleaners of Vehicles and Equipment	53-7061	\$16.58	\$15.00	\$34,480.00	\$31,200.00
Coating, Painting, and Spraying Machine Setters, Operators, and Tenders	51-9124	\$23.40	\$22.85	\$48,680.00	\$47,530.00
Conveyor Operators and Tenders	53-7011	\$24.62	\$22.94	\$51,210.00	\$47,720.00
Dispatchers, Except Police, Fire, and Ambulance	43-5032	\$26.05	\$24.51	\$54,190.00	\$50,970.00
Electrical and Electronics Installers and Repairers, Transportation Equipment	49-2093	\$35.03	\$32.63	\$72,850.00	\$67,860.00
First-Line Supervisors of Mechanics, Installers, and Repairers	49-1011	\$38.52	\$37.49	\$80,110.00	\$77,980.00
First-Line Supervisors of Production and Operating Workers	51-1011	\$34.45	\$34.20	\$71,650.00	\$71,140.00
Heavy and Tractor-Trailer Truck Drivers	53-3032	\$28.05	\$26.48	\$58,350.00	\$55,080.00
Helpers--Installation, Maintenance, and Repair Workers	49-9098	\$19.07	\$18.33	\$39,660.00	\$38,120.00
Helpers--Production Workers	51-9198	\$21.53	\$22.12	\$44,780.00	\$46,000.00
Industrial Machinery Mechanics	49-9041	\$31.85	\$31.30	\$66,250.00	\$65,090.00
Industrial Truck and Tractor Operators	53-7051	\$22.85	\$22.57	\$47,530.00	\$46,950.00
Inspectors, Testers, Sorters, Samplers, and Weighers	51-9061	\$24.87	\$23.53	\$51,740.00	\$48,940.00
Installation, Maintenance, and Repair Workers, All Other	49-9099	\$23.83	\$22.48	\$49,560.00	\$46,760.00
Laborers and Freight, Stock, and Material Movers, Hand	53-7062	\$20.53	\$20.85	\$42,710.00	\$43,370.00
Light Truck or Delivery Services Drivers	53-3033	\$22.54	\$21.11	\$46,890.00	\$43,910.00
Locomotive Engineers	53-4011	\$39.43	\$42.09	\$82,020.00	\$87,550.00
Logisticians	13-1081	\$39.91	\$38.33	\$83,000.00	\$79,730.00
Machine Feeders and Offbearers	53-7063	\$21.46	\$20.81	\$44,630.00	\$43,280.00
Maintenance and Repair Workers, General	49-9071	\$25.37	\$24.65	\$52,760.00	\$51,270.00
Motor Vehicle Operators, All Other	53-3099	\$24.29	\$24.52	\$50,530.00	\$51,000.00
Packers and Packagers, Hand	53-7064	\$17.32	\$17.14	\$36,020.00	\$35,650.00
Production Workers, All Other	51-9199	\$21.22	\$22.30	\$44,130.00	\$46,380.00
Production, Planning, and Expediting Clerks	43-5061	\$28.92	\$27.32	\$60,150.00	\$56,830.00
Protective Service Workers, All Other	33-9099	\$22.36	\$19.91	\$46,500.00	\$41,420.00
Rail Car Repairers	49-3043	\$32.15	\$30.43	\$66,860.00	\$63,290.00
Railroad Brake, Signal, and Switch Operators and Locomotive Firers	53-4022	\$34.32	\$37.09	\$71,390.00	\$77,150.00
Railroad Conductors and Yardmasters	53-4031	\$36.83	\$36.85	\$76,610.00	\$76,640.00
Rail-Track Laying and Maintenance Equipment Operators	47-4061	\$28.20	\$38.10	\$58,650.00	\$79,240.00
Sailors and Marine Oilers	53-5011	\$21.59	\$20.17	\$44,920.00	\$41,940.00
Shipping, Receiving, and Traffic Clerks	43-5071	\$22.69	\$22.51	\$47,200.00	\$46,830.00
Stockers and Order Fillers	53-7065	\$18.61	\$17.97	\$38,710.00	\$37,370.00
Transportation Inspectors	53-6051	\$47.46	\$45.67	\$98,710.00	\$94,990.00
Transportation, Storage, and Distribution Managers	11-3071	\$49.83	\$45.97	\$103,650.00	\$95,620.00
Weighers, Measurers, Checkers, and Samplers, Recordkeeping	43-5111	\$22.81	\$21.78	\$47,450.00	\$45,300.00

The 2024 Iowa Wage data for the Statewide Laborshed area was produced by the Labor Force & Occupational Analysis Bureau to provide communities local information on wages by occupation. Additional occupational wage and employment data for the Statewide Laborshed area can be found at [workforce.iowa.gov/laborshed/data](http://workforce.iowa.gov/laborshed/data). For more information regarding the 2024 OEWS estimates visit: [bls.gov/oes/2024/may/oes\\_tec.htm](https://bls.gov/oes/2024/may/oes_tec.htm)

Balance of data compiled by Iowa Workforce Development using Laborshed data released in 2025.