



2022 IOWA INDUSTRY PROFILE

REAL ESTATE, RENTAL & LEASING

IOWA WORKFORCE DEVELOPMENT



Executive Summary

In 2022, the **Real Estate, Rental, and Leasing** sector employed 14,870 workers in Iowa, representing 1.0 percent of covered public and private employment in the state. The sector is the state's third-smallest by employment. The sector has grown steadily in the aftermath of the real estate bubble and ensuing recession, increasing by 9.6 percent from 2013–2022. However, employment has not yet reached its pre-pandemic high of 14,996 in 2019, falling 0.8 percent.

Since 2013, the average annual wage in the sector has grown significantly, increasing by 40.5 percent to its current level at \$57,663. Wages in this sector were slightly above the statewide average for all employment in 2022, which was \$57,379.

Compared to neighboring states, wages in the Real Estate, Rental, and Leasing sector in Iowa are roughly middle-of-the-road: the state ranked seventh among the 12 Midwestern states in 2022 private sector average annual wages. However, Iowans in the sector made 21.9 percent less than the national average.

Men held slightly more positions in this sector in 2022, at 55.4 percent.



REAL ESTATE, RENTAL & LEASING IOWA INDUSTRY PROFILE



What is Real Estate, Rental & Leasing?

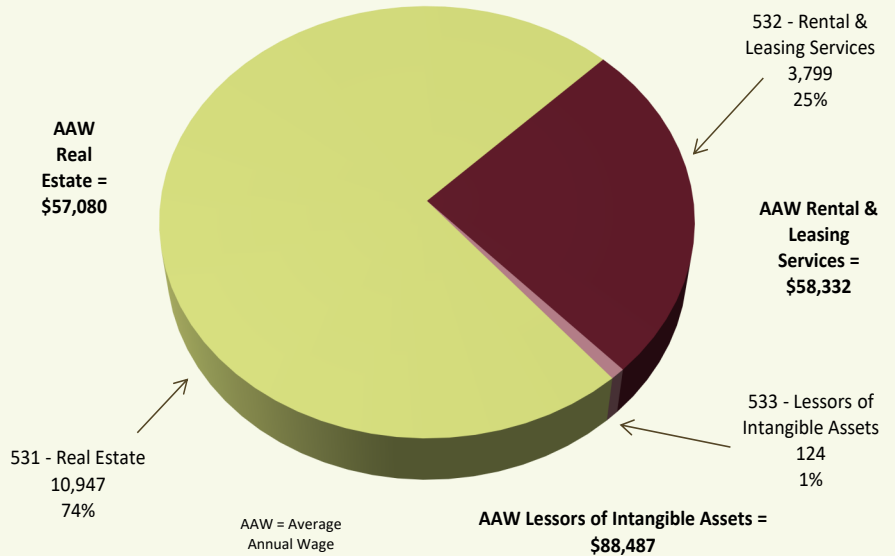
The **Real Estate, Rental and Leasing** sector comprises establishments primarily engaged in renting, leasing or otherwise allowing the use of tangible or intangible (such as trademarks or franchise agreements) assets, as well as establishments providing related services. This includes establishments that rent, lease or otherwise allow the use of their own assets by others.

This sector also includes establishments primarily engaged in renting, managing, buying or selling real estate for others, in addition to establishments primarily engaged in appraising real estate.

Source: www.bls.gov/cew/bls_naics/bls_naics_app.htm

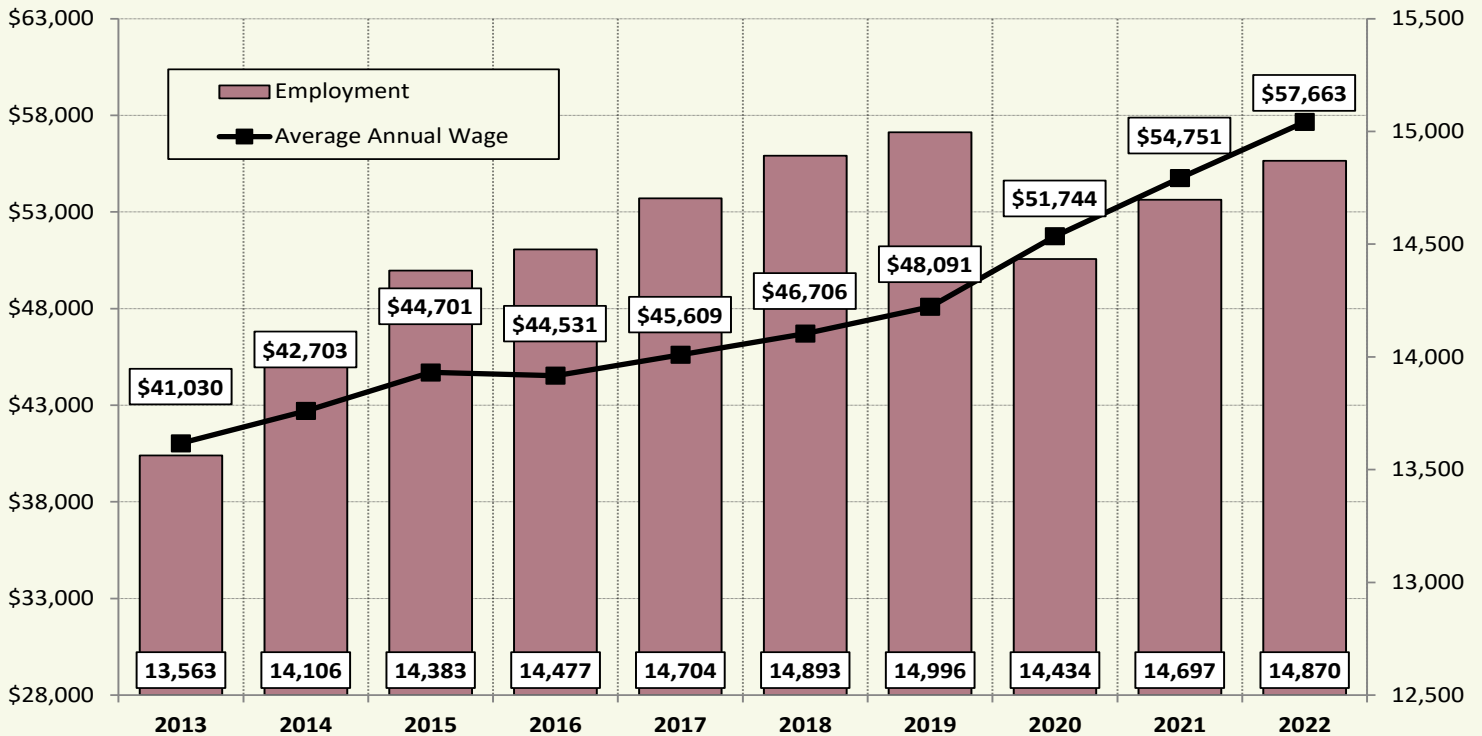
2022 Industry Breakout by Employment in Iowa

*Real Estate, Rental & Leasing NAICS Industry Coding
Percentage Employed and Average Annual Wage by Subsector*



Source: Quarterly Census of Employment and Wages (QCEW), Iowa Workforce Development

2013–2022 Employment in Real Estate, Rental & Leasing in Iowa



Source: Quarterly Census of Employment and Wages (QCEW), Iowa Workforce Development

REAL ESTATE, RENTAL & LEASING IOWA INDUSTRY PROFILE



Top Occupations in Real Estate, Rental & Leasing	Employment
Maintenance and Repair Workers, General	1,812
Counter and Rental Clerks	1,583
Property, Real Estate, and Community Association Managers	1,157
Office Clerks, General	1,072
Real Estate Sales Agents	993
Bookkeeping, Accounting, and Auditing Clerks	565
General and Operations Managers	527
Janitors and Cleaners, Except Maids and Housekeeping Cleaners	345
Laborers and Freight, Stock, and Material Movers, Hand	305
Construction Laborers	288
Secretaries and Administrative Assistants, Except Legal, Medical, and Executiv	248
Industrial Machinery Mechanics	238
Financial and Investment Analysts, Financial Risk Specialists, and Financial Sp	235
Property Appraisers and Assessors	230
Receptionists and Information Clerks	219
Customer Service Representatives	208
Financial Managers	170
Mobile Heavy Equipment Mechanics, Except Engines	169
Accountants and Auditors	148
First-Line Supervisors of Retail Sales Workers	143

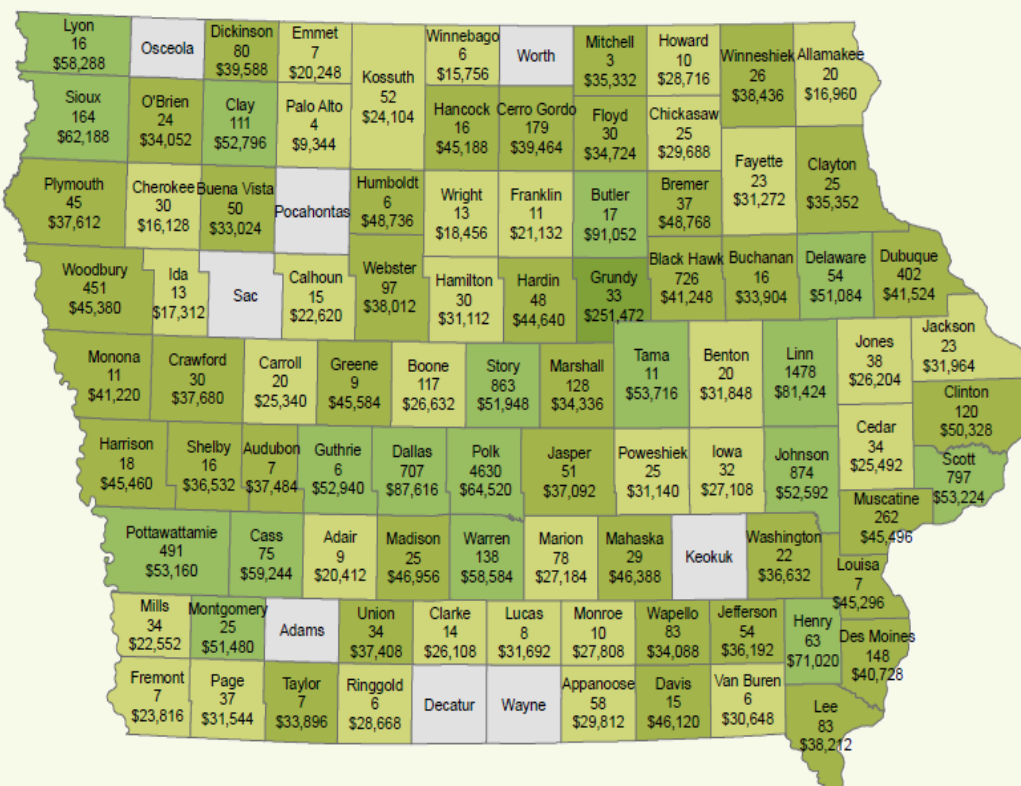
Source: Iowa Workforce Development, Labor Market Information Industry and Occupational Projections (2020-2030 Long-Term Projections)

Establishment Facts:

In 2022, there were 3,890 locations in **Real Estate, Rental, and Leasing** across Iowa. The **real estate** subsector represented a significant majority of establishments with 3,381 locations, or 86.9 percent. **Lessors of intangible assets** was the smallest subsector with just 19 locations; however, it had the largest average annual wage at \$88,487.

Real estate had the lowest average wage at \$57,080 annually. The average wage for **rental and leasing services** was slightly greater at \$58,332.

2022 Covered Employment in Real Estate, Rental & Leasing by County



Sector Statewide:

Employment - 14,870
Average Annual Wage - \$57,663

Label Key:
First line is the county name followed by average employment and finally, average wage.

Wages ■ Less than \$31,964 ■ \$31,965 - \$50,328 ■ \$50,329 - \$91,052 ■ Greater than \$91,053

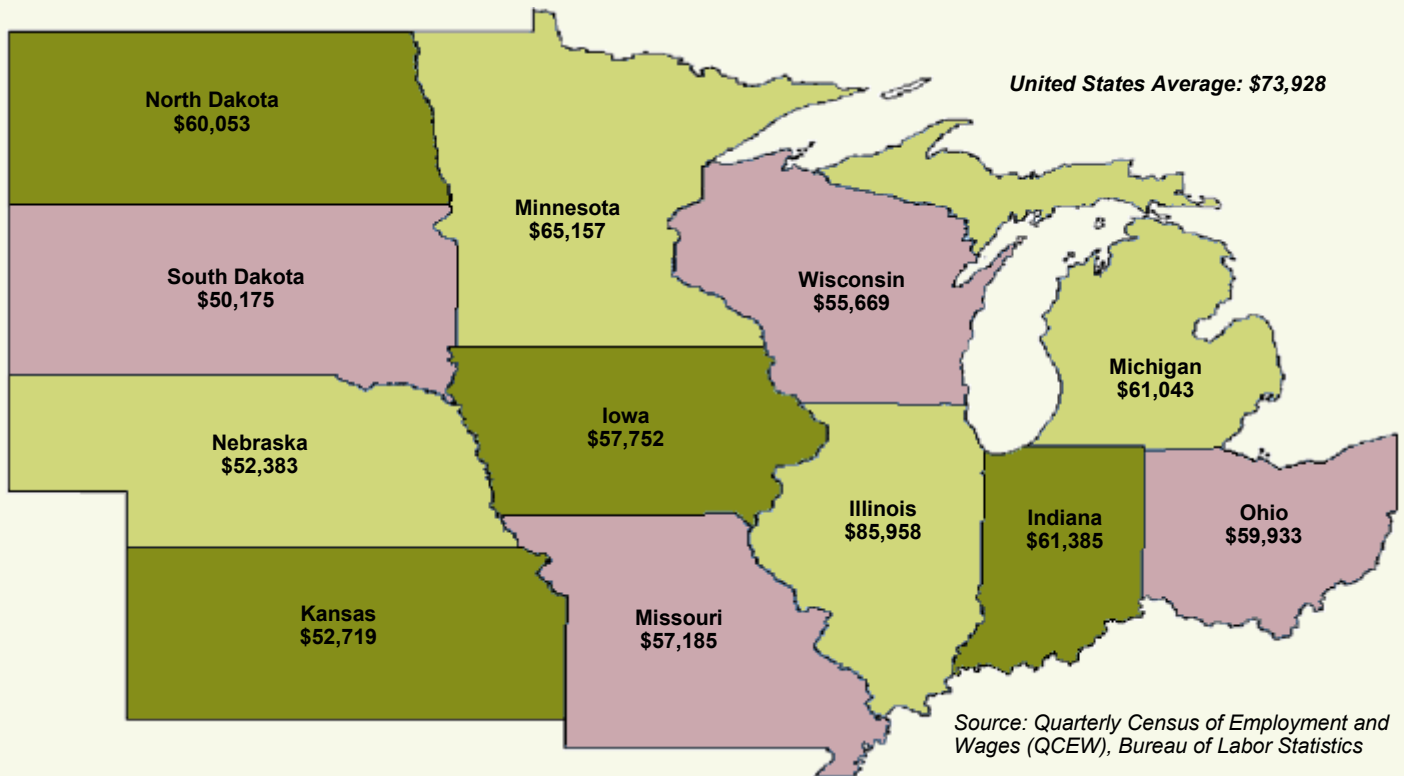
Source: Quarterly Census of Employment and Wages (QCEW), Iowa Workforce Development

REAL ESTATE, RENTAL & LEASING IOWA INDUSTRY PROFILE



2022 Average Annual Wage for Covered Employment in Real Estate, Rental & Leasing

State Comparisons by Private Ownership



Contact Information

Iowa Workforce Development, Employment Statistics Bureau

1000 E Grand Ave
Des Moines, IA 50319
800-532-1249

Fax: 515-281-8195
lwd.lmi@iwd.iowa.gov

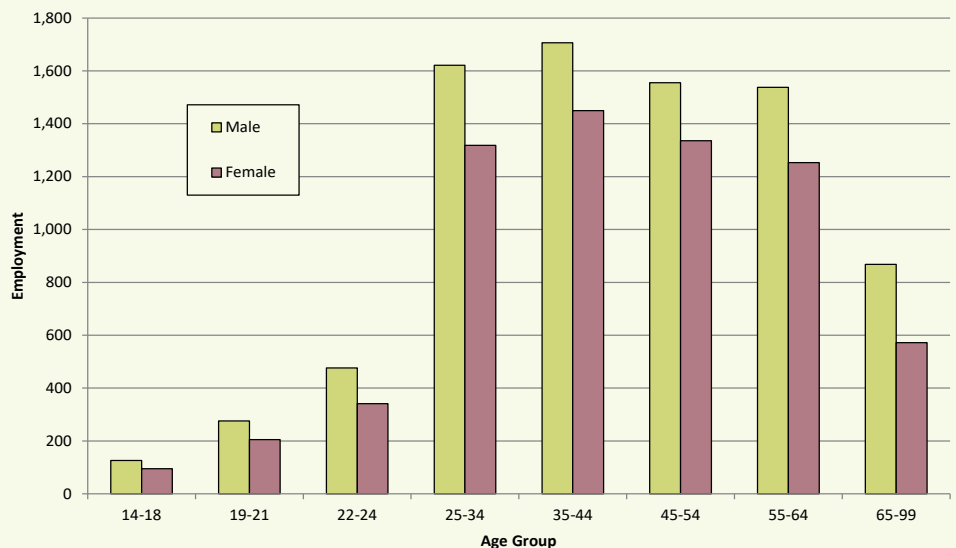
www.iowaworkforcedevelopment.gov

Equal opportunity employer/program.

Auxiliary aids and services are available upon request to individuals with disabilities.

TTY 515-281-4748
1-800-831-1399

Industry Distribution by Age and Gender, 2nd Quarter 2022



Source: Local Employment Dynamics, Iowa Workforce Development and U.S. Census Bureau
<https://lehd.ces.census.gov/>

IOWA
WORKFORCE
DEVELOPMENT

Smart. Results.

<https://www.iowalmi.gov/qcew>