

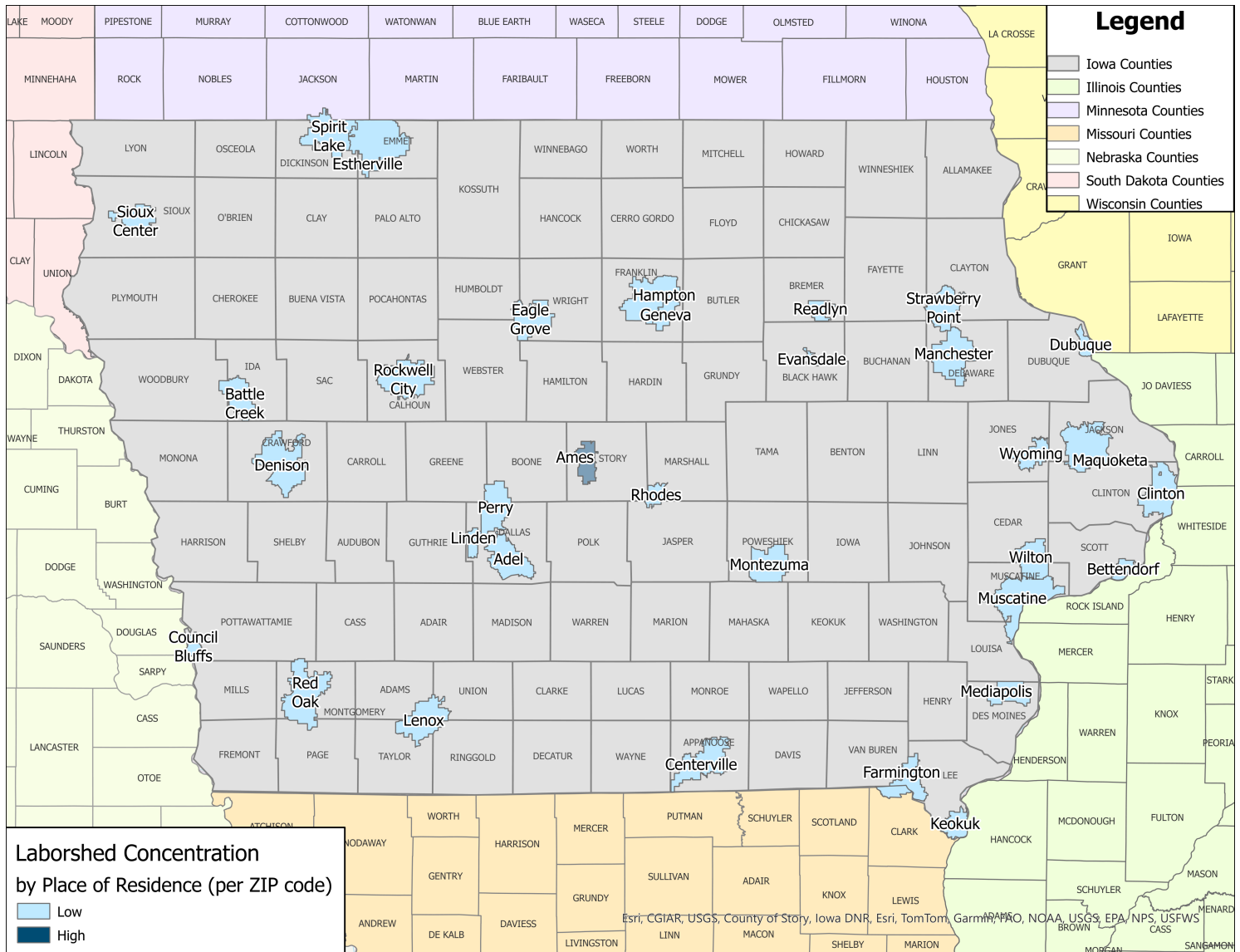
# LABOR CHARACTERISTICS



## FARMING, FISHING, & FORESTRY

### STATEWIDE LABORSHED AREA

**CONCENTRATION OF RESPONDENTS WITHIN THE LABORSHED AREA WITH TRANSFERABLE EXPERIENCE/SKILLS BY PLACE OF RESIDENCE**



Workers who have transferable experience/skills in the industry are currently commuting an average of 17 miles one way for work. Those who are likely to change/accept employment are willing to commute an average of 30 miles one way for the right employment opportunity.

**FOR MORE INFORMATION REGARDING THE STATEWIDE REGIONAL LABORSHED, CONTACT:**



Iowa Workforce Development  
 Labor Market Information Division  
 1000 E. Grand Avenue, Des Moines, Iowa 50319  
 Phone: (515) 281-3035 | Email: laborshed.studies@iwd.iowa.gov  
<https://workforce.iowa.gov/laborshed>

# LABOR CHARACTERISTICS



# FARMING, FISHING, & FORESTRY

## ESTIMATED AVAILABLE LABOR PER OCCUPATIONAL CATEGORY:

- Agricultural Equipment Operators - 11.8%
- Agricultural Inspectors - 2.9%
- Agricultural Workers, All Other - 5.9%
- Animal Breeders - 2.9%
- Farmworkers and Laborers, Crop, Nursery, and Greenhouse - 35.3%
- Farmworkers, Farm, Ranch, and Aquacultural Animals - 23.5%
- Forest and Conservation Workers - 2.9%
- Supervisors of Farming, Fishing, and Forestry Workers - 14.7%

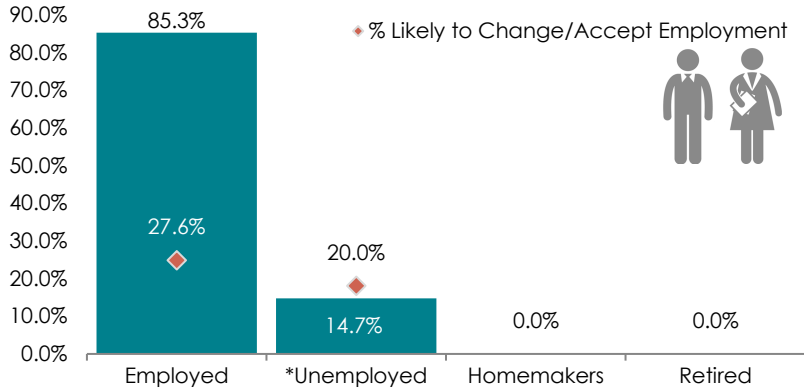
## UNDEREMPLOYMENT (ESTIMATED):

- Low hours - 2.9%
- Mismatch of skills - 2.9%
- Low income - 0.0%
- Total - 5.9%

*(Individuals counted only once when estimating Total Underemployment.)*



## ESTIMATED TOTAL BY EMPLOYMENT STATUS (PERCENTAGE):




*\*Employment status is self-identified by the survey respondent. The unemployment percentage does not reflect the unemployment rate published by the U.S. Bureau of Labor Statistics, which applies a stricter definition.*

## EMPLOYMENT STATS:

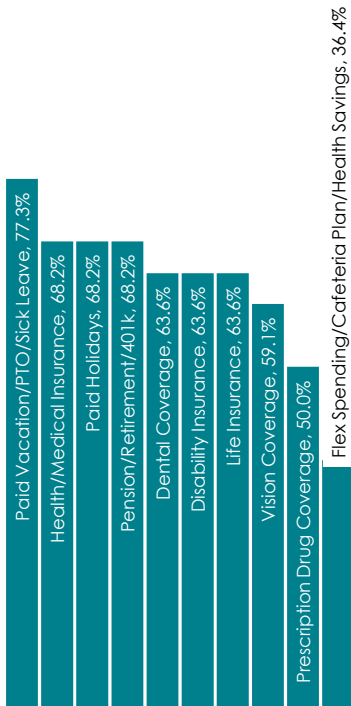
- 61.8% paid an hourly wage
- 82.4% are/were employed full-time
- 17.6% are/were employed part-time
- 20.7% are/were self-employed
- 31.0% hold two or more jobs
- Currently working an average of 53 hours/week

## EDUCATIONAL LEVEL:

(73.6% HAVE AN EDUCATION BEYOND HIGH SCHOOL)



## CURRENT BENEFITS:



## DESIRED BENEFITS:



## TOP JOB SEARCH RESOURCES:

*(For those seeking employment opportunities, by use.)*

- Internet - 66.7%
  - [www.indeed.com](http://www.indeed.com)
- Networking through friends, family or acquaintances - 45.5%
- Newspapers - 18.2%
- IowaWORKS Centers - 18.2%



# LABOR CHARACTERISTICS



## FARMING, FISHING, & FORESTRY

OCCUPATION	OCCUPATIONAL CODE	MEAN WAGE	MEDIAN WAGE	MEAN SALARY	MEDIAN SALARY
Agricultural Equipment Operators	45-2091	\$23.79	\$22.70	\$49,483.20	\$47,220.00
Agricultural Inspectors	45-2011	\$27.12	\$23.85	\$56,409.60	\$49,600.00
Agricultural Workers, All Other	45-2099	\$20.09	\$19.29	\$41,787.20	\$40,130.00
Farmworkers and Laborers, Crop, Nursery, and Greenhouse	45-2092	\$18.01	\$18.07	\$37,460.80	\$37,590.00
Farmworkers, Farm, Ranch, and Aquacultural Animals	45-2093	\$18.57	\$17.54	\$38,625.60	\$36,480.00
First-Line Supervisors of Farming, Fishing, and Forestry Workers	45-1011	\$31.64	\$28.44	\$65,811.20	\$59,150.00
Forest and Conservation Workers	45-4011	\$21.87	\$16.16	\$45,489.60	\$33,600.00

The 2025 Iowa Wage data for the Statewide Laborshed area was produced by the Labor Force & Occupational Analysis Bureau to provide communities local information on wages by occupation. Additional occupational wage and employment data for the Statewide Laborshed area can be found at [workforce.iowa.gov/laborshed/data](https://workforce.iowa.gov/laborshed/data).

Balance of data compiled by Iowa Workforce Development using Laborshed data released in 2026.

