

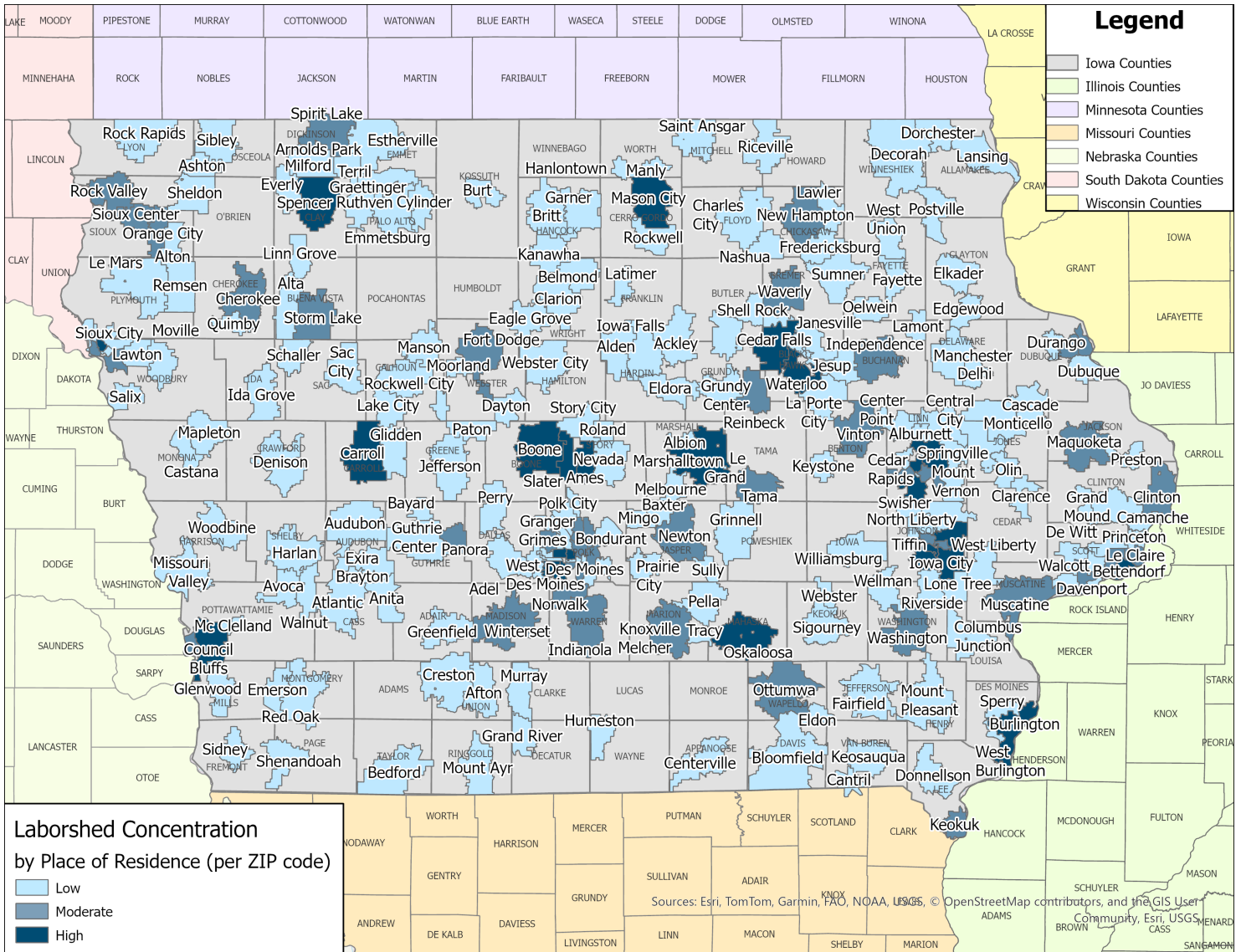
LABOR CHARACTERISTICS

HEALTHCARE



STATEWIDE LABORSHED AREA

CONCENTRATION OF RESPONDENTS WITHIN THE LABORSHED AREA WITH TRANSFERABLE EXPERIENCE/SKILLS BY PLACE OF RESIDENCE



Workers who have transferable experience/skills in the industry are currently commuting an average of 14 miles one way for work. Those who are likely to change/accept employment are willing to commute an average of 25 miles one way for the right employment opportunity.

FOR MORE INFORMATION REGARDING THE STATEWIDE REGIONAL LABORSHED, CONTACT:

Iowa Workforce Development
Labor Market Information Division

1000 E. Grand Avenue, Des Moines, Iowa 50319

Phone: (515) 281-3035 | Email: laborshed.studies@iwd.iowa.gov

<https://workforce.iowa.gov/laborshed>



**Iowa Workforce
Development**

Economic Development

LABOR CHARACTERISTICS

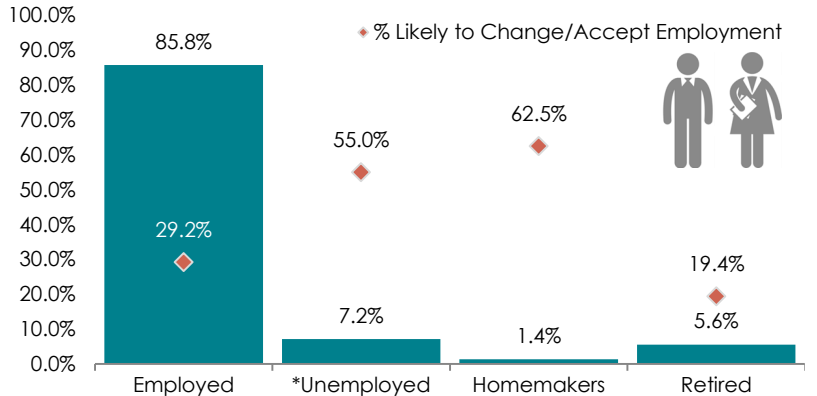


HEALTHCARE

ESTIMATED AVAILABLE LABOR PER OCCUPATIONAL CATEGORY:

- Athletic Trainers - 0.4%
- Child, Family, and School Social Workers - 1.1%
- Chiropractors - 0.5%
- Clergy - 2.3%
- Community and Social Service Specialists, All Other - 1.1%
- Community Health Workers - 1.3%
- Counselors, All Other - 1.3%
- Dental Assistants - 1.1%
- Dentists, General - 0.9%
- Diagnostic Medical Sonographers - 0.5%
- Dietetic Technicians - 0.4%
- Dietitians and Nutritionists - 0.5%
- Educational, Guidance, School, and Vocational Counselors - 3.2%
- Health Educators - 0.4%
- Health Technologists and Technicians, All Other - 1.4%
- Healthcare Practitioners and Technical Workers, All Other - 0.2%
- Healthcare Social Workers - 1.8%
- Healthcare Support Workers, All Other - 0.9%
- Licensed Practical and Licensed Vocational Nurses - 1.4%
- Life, Physical, and Social Science Technicians, All Other - 2%
- Massage Therapists - 1.6%
- Medical and Clinical Laboratory Technicians - 2.2%
- Medical and Clinical Laboratory Technologists - 0.7%
- Medical and Health Services Managers - 11.7%
- Medical Assistants - 2%
- Medical Equipment Preparers - 0.7%
- Medical Scientists, Except Epidemiologists - 0.2%
- Medical Secretaries - 2.2%
- Medical Transcriptionists - 0.4%
- Mental Health and Substance Abuse Social Workers - 0.2%
- Mental Health Counselors - 1.6%
- Nurse Practitioners - 1.8%
- Occupational Therapists - 0.2%
- Occupational Therapy Assistants - 0.2%
- Ophthalmic Medical Technicians - 0.4%
- Opticians, Dispensing - 0.4%
- Personal Care Aides - 0.2%
- Personal Care and Service Workers, All Other - 0.5%
- Pharmacists - 2.3%
- Pharmacy Technicians - 2.7%
- Phlebotomists - 1.1%
- Physical Therapist Assistants - 0.9%
- Physical Therapists - 1.8%
- Physician Assistants - 0.9%
- Physicians and Surgeons, All Other - 0.2%
- Psychiatric Technicians - 0.2%
- Radiologic Technologists - 1.8%
- Recreational Therapists - 0.2%
- Registered Nurses - 22.7%
- Rehabilitation Counselors - 0.2%
- Residential Advisors - 0.2%
- Respiratory Therapists - 0.5%
- Social and Community Service Managers - 5.4%
- Social and Human Service Assistants - 5.6%
- Social Workers, All Other - 1.1%
- Speech-Language Pathologists - 0.4%
- Substance Abuse and Behavioral Disorder Counselors - 1.1%
- Surgical Technologists - 0.5%
- Therapists, All Other - 0.5%

ESTIMATED TOTAL BY EMPLOYMENT STATUS (PERCENTAGE):



*Employment status is self-identified by the survey respondent. The unemployment percentage does not reflect the unemployment rate published by the U.S. Bureau of Labor Statistics, which applies a stricter definition.

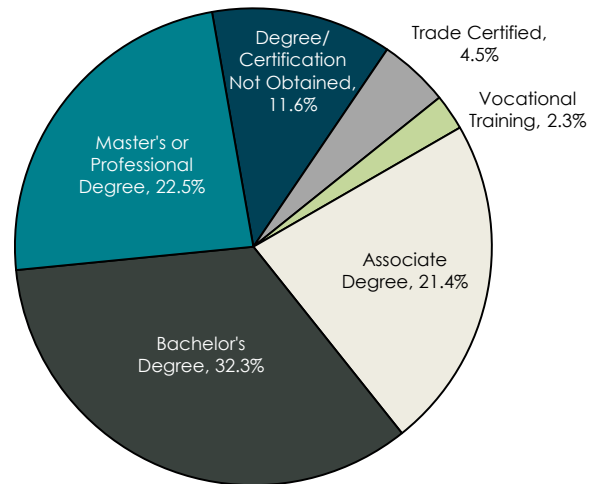
EMPLOYMENT STATS:

- 60.4% paid an hourly wage
- 86.5% are/were employed full-time
- 13.5% are/were employed part-time
- 8.6% are/were self-employed
- 19.1% hold two or more jobs
- Currently working an average of 40 hours/week



EDUCATIONAL LEVEL:

(94.6% HAVE AN EDUCATION BEYOND HIGH SCHOOL)



UNDEREMPLOYMENT (ESTIMATED):

- Low hours - 0.9%
- Mismatch of skills - 10.6%
- Low income - 0.4%
- Total - 11.0%

(Individuals counted only once when estimating Total Underemployment.)

CURRENT BENEFITS:



DESIRED BENEFITS:



TOP JOB SEARCH RESOURCES:

(For those seeking employment opportunities, by use.)

- Internet - 85.2%
 - www.indeed.com
 - www.linkedin.com
 - [Company/Organization Websites](#)
- Networking through friends, family or acquaintances - 45.4%
- IowaWORKS Centers - 17.5%
- Private Employment Services - 10.0%



LABOR CHARACTERISTICS



HEALTHCARE

OCCUPATION	OCCUPATIONAL CODE	MEAN WAGE	MEDIAN WAGE	MEAN SALARY	MEDIAN SALARY
Ambulance Drivers and Attendants, Except Emergency Medical Technicians	53-3011	\$17.59	\$17.35	\$36,587.20	\$36,090.00
Athletic Trainers	29-9091	\$0.00	\$0.00	\$0.00	\$55,430.00
Cardiovascular Technologists and Technicians	29-2031	\$36.18	\$37.91	\$75,254.40	\$78,850.00
Child, Family, and School Social Workers	21-1021	\$27.46	\$25.12	\$57,116.80	\$52,250.00
Chiropractors	29-1011	\$34.97	\$36.08	\$72,737.60	\$75,050.00
Clergy	21-2011	\$28.94	\$29.15	\$60,195.20	\$60,630.00
Community and Social Service Specialists, All Other	21-1099	\$22.94	\$22.34	\$47,715.20	\$46,460.00
Community Health Workers	21-1094	\$24.18	\$22.97	\$50,294.40	\$47,780.00
Counselors, All Other	21-1019	\$30.58	\$29.36	\$63,606.40	\$61,080.00
Dental Assistants	31-9091	\$24.25	\$23.28	\$50,440.00	\$48,430.00
Dentists, General	29-1021	\$95.42	\$87.27	\$198,473.60	\$181,520.00
Diagnostic Medical Sonographers	29-2032	\$42.23	\$41.58	\$87,838.40	\$86,480.00
Dietetic Technicians	29-2051	\$16.69	\$16.93	\$34,715.20	\$35,220.00
Dietitians and Nutritionists	29-1031	\$34.28	\$34.95	\$71,302.40	\$72,690.00
Educational, Guidance, School, and Vocational Counselors	21-1012	\$27.98	\$27.18	\$58,198.40	\$56,540.00
Health Educators	21-1091	\$34.56	\$36.42	\$71,884.80	\$75,750.00
Health Technologists and Technicians, All Other	29-2099	\$25.40	\$23.04	\$52,832.00	\$47,910.00
Healthcare Practitioners and Technical Workers, All Other	29-9099	\$24.51	\$20.23	\$50,980.80	\$42,070.00
Healthcare Social Workers	21-1022	\$30.56	\$30.31	\$63,564.80	\$63,050.00
Healthcare Support Workers, All Other	31-9099	\$22.57	\$21.50	\$46,945.60	\$44,720.00
Licensed Practical and Licensed Vocational Nurses	29-2061	\$30.49	\$30.11	\$63,419.20	\$62,630.00
Life, Physical, and Social Science Technicians, All Other	19-4099	\$26.50	\$24.27	\$55,120.00	\$50,480.00
Massage Therapists	31-9011	\$29.87	\$27.75	\$62,129.60	\$57,710.00
Medical and Health Services Managers	11-9111	\$55.78	\$49.01	\$116,022.40	\$101,940.80
Medical Assistants	31-9092	\$21.60	\$21.87	\$44,928.00	\$45,480.00
Medical Equipment Preparers	31-9093	\$21.01	\$19.20	\$43,700.80	\$39,930.00
Medical Scientists, Except Epidemiologists	19-1042	\$46.24	\$40.31	\$96,179.20	\$83,850.00
Medical Secretaries	43-6013	\$20.57	\$19.70	\$42,785.60	\$40,980.00
Medical Transcriptionists	31-9094	\$20.51	\$21.64	\$42,660.80	\$45,010.00
Mental Health and Substance Abuse Social Workers	21-1023	\$27.56	\$23.33	\$57,324.80	\$48,530.00
Nurse Practitioners	29-1171	\$65.84	\$62.58	\$136,947.20	\$130,160.00
Occupational Therapists	29-1122	\$43.14	\$43.22	\$89,731.20	\$89,910.00
Occupational Therapy Assistants	31-2011	\$30.75	\$30.84	\$63,960.00	\$64,140.00
Ophthalmic Medical Technicians	29-2057	\$22.09	\$21.17	\$45,947.20	\$44,030.00
Opticians, Dispensing	29-2081	\$21.43	\$21.39	\$44,574.40	\$44,480.00
Personal Care and Service Workers, All Other	39-9099	\$15.25	\$15.00	\$31,720.00	\$31,200.00
Pharmacists	29-1051	\$66.51	\$66.76	\$138,340.80	\$138,860.00
Pharmacy Technicians	29-2052	\$21.32	\$21.57	\$44,345.60	\$44,860.00
Phlebotomists	31-9097	\$19.37	\$18.38	\$40,289.60	\$38,240.00
Physical Therapist Assistants	31-2021	\$28.95	\$29.34	\$60,216.00	\$61,030.00
Physical Therapists	29-1123	\$45.57	\$46.90	\$94,785.60	\$97,560.00
Physician Assistants	29-1071	\$67.25	\$64.79	\$139,880.00	\$134,770.00
Psychiatric Technicians	29-2053	\$19.99	\$20.63	\$41,579.20	\$42,910.00
Radiologic Technologists	29-2034	\$33.48	\$31.70	\$69,638.40	\$65,930.00
Recreational Therapists	29-1125	\$28.38	\$26.99	\$59,030.40	\$56,140.00
Rehabilitation Counselors	21-1015	\$20.87	\$19.05	\$43,409.60	\$39,630.00
Residential Advisors	39-9041	\$19.21	\$17.72	\$39,956.80	\$36,850.00
Respiratory Therapists	29-1126	\$35.70	\$35.94	\$74,256.00	\$74,760.00
Social and Community Service Managers	11-9151	\$34.36	\$31.70	\$71,468.80	\$65,936.00
Social and Human Service Assistants	21-1093	\$21.36	\$20.42	\$44,428.80	\$42,480.00
Social Workers, All Other	21-1029	\$42.76	\$43.83	\$88,940.80	\$91,170.00
Speech-Language Pathologists	29-1127	\$40.27	\$38.97	\$83,761.60	\$81,050.00
Surgical Technologists	29-2055	\$29.06	\$29.11	\$60,444.80	\$60,540.00

The 2025 Iowa Wage data for the Statewide Laborshed area was produced by the Labor Force & Occupational Analysis Bureau to provide communities local information on wages by occupation. Additional occupational wage and employment data for the Statewide Laborshed area can be found at workforce.iowa.gov/laborshed/data.

Balance of data compiled by Iowa Workforce Development using Laborshed data released in 2026.