

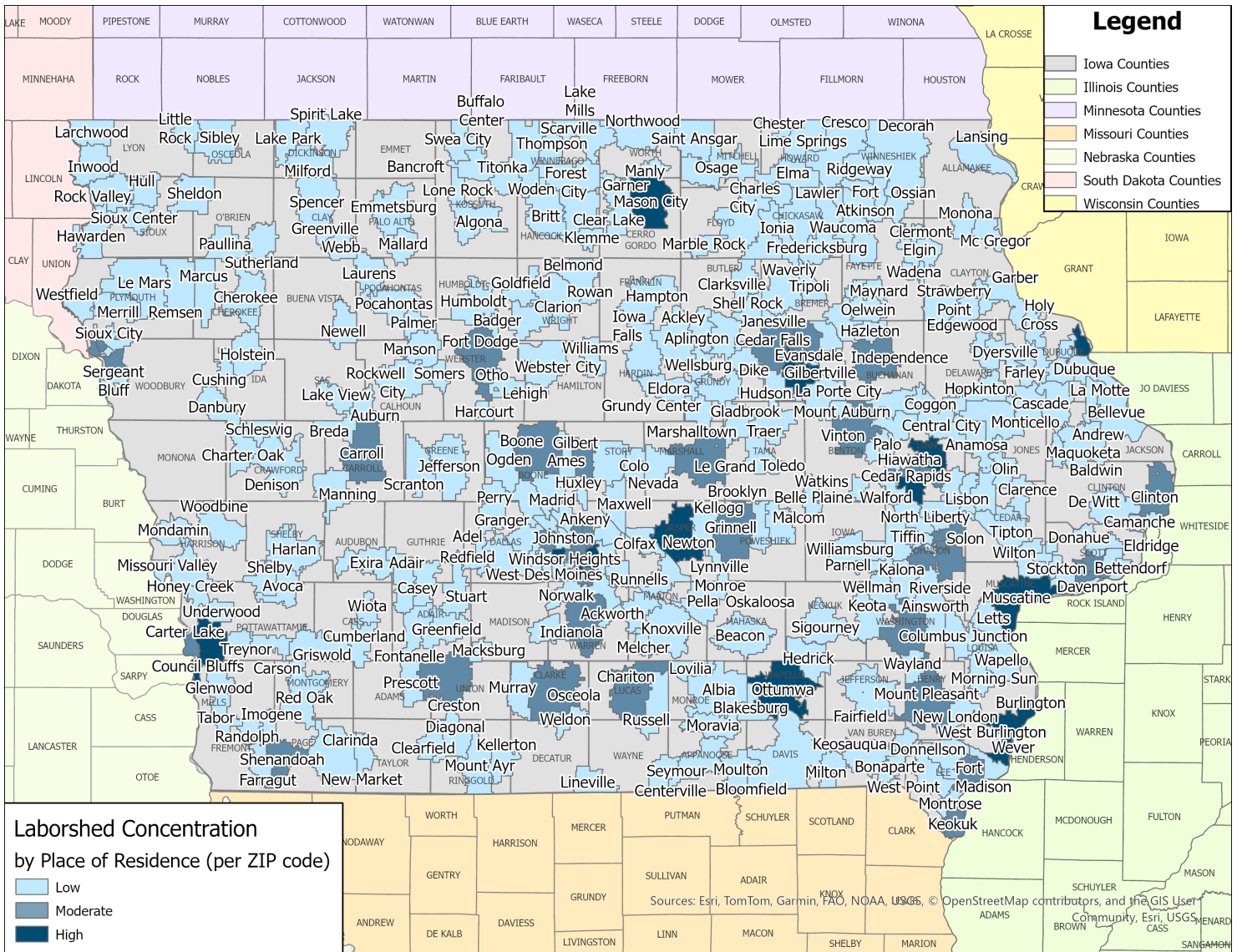
# LABOR CHARACTERISTICS



# WAREHOUSE & DISTRIBUTION

## STATEWIDE LABORSHED AREA

**CONCENTRATION OF RESPONDENTS WITHIN THE LABORSHED AREA  
WITH TRANSFERABLE EXPERIENCE/SKILLS BY PLACE OF RESIDENCE**



Workers who have transferable experience/skills in the industry are currently commuting an average of 17 miles one way for work. Those who are likely to change/accept employment are willing to commute an average of 26 miles one way for the right employment opportunity.

**FOR MORE INFORMATION REGARDING THE STATEWIDE REGIONAL LABORSHED, CONTACT:**

Iowa Workforce Development  
Labor Market Information Division

1000 E. Grand Avenue, Des Moines, Iowa 50319

Phone: (515) 281-3035 | Email: [laborshed.studies@iwd.iowa.gov](mailto:laborshed.studies@iwd.iowa.gov)

<https://workforce.iowa.gov/laborshed>



**Iowa Workforce  
Development**

**Economic Development**

# LABOR CHARACTERISTICS

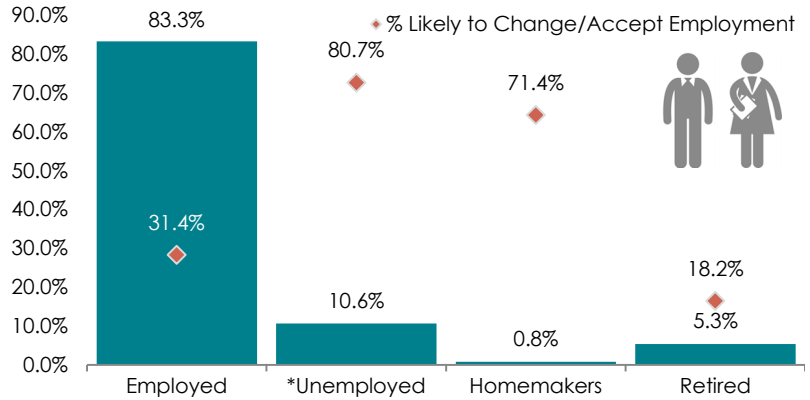


# WAREHOUSE & DISTRIBUTION

## ESTIMATED AVAILABLE LABOR PER OCCUPATIONAL CATEGORY:

- Aircraft Mechanics and Service Technicians - 0.2%
- Automotive Body and Related Repairers - 1.1%
- Automotive Service Technicians and Mechanics - 7%
- Bus and Truck Mechanics and Diesel Engine Specialists - 1.3%
- Captains, Mates, and Pilots of Water Vessels - 0.1%
- Cleaners of Vehicles and Equipment - 0.8%
- Dispatchers, Except Police, Fire, and Ambulance - 1.7%
- First-Line Supervisors of Mechanics, Installers, and Repairers - 6.2%
- First-Line Supervisors of Production and Operating Workers - 3.8%
- First-Line Supervisors of Transportation and Material-Moving Machine and Vehicle Operators - 0.1%
- Heavy and Tractor-Trailer Truck Drivers - 24.8%
- Industrial Machinery Mechanics - 1%
- Industrial Truck and Tractor Operators - 1.8%
- Inspectors, Testers, Sorters, Samplers, and Weighers - 2.9%
- Installation, Maintenance, and Repair Workers, All Other - 11.5%
- Laborers and Freight, Stock, and Material Movers, Hand - 6.6%
- Light Truck or Delivery Services Drivers - 3.4%
- Locomotive Engineers - 0.4%
- Logisticians - 1.7%
- Motor Vehicle Operators, All Other - 0.2%
- Packers and Packagers, Hand - 0.7%
- Production Workers, All Other - 8%
- Production, Planning, and Expediting Clerks - 2.4%
- Rail Car Repairers - 0.2%
- Railroad Conductors and Yardmasters - 0.5%
- Shipping, Receiving, and Traffic Clerks - 1.6%
- Stock Clerks and Order Fillers - 0.2%
- Team Assemblers - 3.7%
- Transportation Inspectors - 0.1%
- Transportation Workers, All Other - 0.2%
- Transportation, Storage, and Distribution Managers - 5.4%
- Weighers, Measurers, Checkers, and Samplers, Recordkeeping - 0.2%

## ESTIMATED TOTAL BY EMPLOYMENT STATUS (PERCENTAGE):



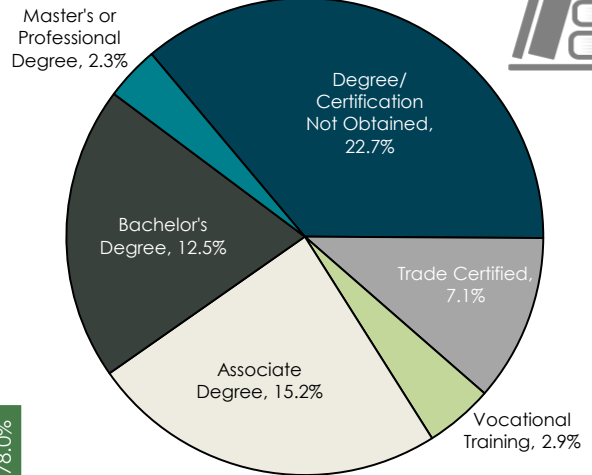
\*Employment status is self-identified by the survey respondent. The unemployment percentage does not reflect the unemployment rate published by the U.S. Bureau of Labor Statistics, which applies a stricter definition.

## EMPLOYMENT STATS:

- 68.6% paid an hourly wage
- 93.9% are/were employed full-time
- 6.1% are/were employed part-time
- 13.6% are/were self-employed
- 12.2% hold two or more jobs
- Currently working an average of 47 hours/week

## EDUCATIONAL LEVEL:

(62.7% HAVE AN EDUCATION BEYOND HIGH SCHOOL)



## UNDEREMPLOYMENT (ESTIMATED):


- Low hours - 1.1%
- Mismatch of skills - 10.7%
- Low income - 0.2%
- Total - 11.6%

(Individuals counted only once when estimating Total Underemployment.)

## CURRENT BENEFITS:



## DESIRED BENEFITS:



## TOP JOB SEARCH RESOURCES:

(For those seeking employment opportunities, by use.)

- Internet - 78.3%
  - [www.indeed.com](http://www.indeed.com)
  - [www.linkedin.com](http://www.linkedin.com)
  - [Company/Organization Websites](#)
  - [www.ziprecruiter.com](http://www.ziprecruiter.com)
- Networking through friends, family or acquaintances - 44.7%
- IowaWORKS Centers - 22.0%
- Private Employment Services - 14.6%



# LABOR CHARACTERISTICS



## WAREHOUSE & DISTRIBUTION

OCCUPATION	OCCUPATIONAL CODE	MEAN WAGE	MEDIAN WAGE	MEAN SALARY	MEDIAN SALARY
Aircraft Mechanics and Service Technicians	49-3011	\$30.71	\$33.60	\$63,876.80	\$69,890.00
Automotive Body and Related Repairers	49-3021	\$27.63	\$23.75	\$57,470.40	\$49,400.00
Automotive Service Technicians and Mechanics	49-3023	\$26.59	\$24.28	\$55,307.20	\$50,510.00
Bus and Truck Mechanics and Diesel Engine Specialists	49-3031	\$29.28	\$28.69	\$60,902.40	\$59,680.00
Captains, Mates, and Pilots of Water Vessels	53-5021	\$43.93	\$46.97	\$91,374.40	\$97,700.00
Cargo and Freight Agents	43-5011	\$25.68	\$23.25	\$53,414.40	\$48,370.00
Cleaners of Vehicles and Equipment	53-7061	\$17.33	\$17.27	\$36,046.40	\$35,920.00
Conveyor Operators and Tenders	53-7011	\$26.42	\$27.36	\$54,953.60	\$56,900.00
Dispatchers, Except Police, Fire, and Ambulance	43-5032	\$24.90	\$22.60	\$51,792.00	\$47,000.00
Electrical and Electronics Installers and Repairers, Transportation Equipment	49-2093	\$35.24	\$36.12	\$73,299.20	\$75,130.00
First-Line Supervisors of Mechanics, Installers, and Repairers	49-1011	\$38.64	\$37.67	\$80,371.20	\$78,340.00
First-Line Supervisors of Production and Operating Workers	51-1011	\$35.67	\$35.94	\$74,193.60	\$74,750.00
Heavy and Tractor-Trailer Truck Drivers	53-3032	\$28.88	\$27.92	\$60,070.40	\$58,070.00
Helpers--Installation, Maintenance, and Repair Workers	49-9098	\$19.43	\$18.60	\$40,414.40	\$38,690.00
Helpers--Production Workers	51-9198	\$22.04	\$21.91	\$45,843.20	\$45,560.00
Industrial Machinery Mechanics	49-9041	\$31.94	\$30.96	\$66,435.20	\$64,400.00
Industrial Truck and Tractor Operators	53-7051	\$23.50	\$22.88	\$48,880.00	\$47,590.00
Inspectors, Testers, Sorters, Samplers, and Weighers	51-9061	\$25.94	\$24.40	\$53,955.20	\$50,740.00
Installation, Maintenance, and Repair Workers, All Other	49-9099	\$24.53	\$23.40	\$51,022.40	\$48,680.00
Laborers and Freight, Stock, and Material Movers, Hand	53-7062	\$20.92	\$20.91	\$43,513.60	\$43,490.00
Light Truck or Delivery Services Drivers	53-3033	\$22.45	\$20.56	\$46,696.00	\$42,750.00
Locomotive Engineers	53-4011	\$41.43	\$43.25	\$86,174.40	\$89,970.00
Logisticians	13-1081	\$39.66	\$37.86	\$82,492.80	\$78,748.80
Machine Feeders and Offbearers	53-7063	\$22.17	\$21.75	\$46,113.60	\$45,250.00
Maintenance and Repair Workers, General	49-9071	\$26.03	\$25.08	\$54,142.40	\$52,160.00
Motor Vehicle Operators, All Other	53-3099	\$24.23	\$23.22	\$50,398.40	\$48,300.00
Packers and Packagers, Hand	53-7064	\$18.43	\$18.02	\$38,334.40	\$37,470.00
Production Workers, All Other	51-9199	\$21.40	\$21.37	\$44,512.00	\$44,450.00
Production, Planning, and Expediting Clerks	43-5061	\$29.36	\$29.00	\$61,068.80	\$60,320.00
Protective Service Workers, All Other	33-9099	\$20.49	\$18.35	\$42,619.20	\$38,160.00
Rail Car Repairers	49-3043	\$29.94	\$29.11	\$62,275.20	\$60,550.00
Rail-Track Laying and Maintenance Equipment Operators	47-4061	\$25.91	\$21.94	\$53,892.80	\$45,640.00
Sailors and Marine Oilers	53-5011	\$23.84	\$23.13	\$49,587.20	\$48,100.00
Shipping, Receiving, and Traffic Clerks	43-5071	\$23.48	\$22.88	\$48,838.40	\$47,590.00
Transportation Inspectors	53-6051	\$54.63	\$56.18	\$113,630.40	\$116,850.00
Transportation, Storage, and Distribution Managers	11-3071	\$51.80	\$47.60	\$107,744.00	\$99,008.00
Weighers, Measurers, Checkers, and Samplers, Recordkeeping	43-5111	\$23.02	\$22.68	\$47,881.60	\$47,180.00

The 2025 Iowa Wage data for the Statewide Laborshed area was produced by the Labor Force & Occupational Analysis Bureau to provide communities local information on wages by occupation. Additional occupational wage and employment data for the Statewide Laborshed area can be found at [workforce.iowa.gov/laborshed/data](https://workforce.iowa.gov/laborshed/data).

Balance of data compiled by Iowa Workforce Development using Laborshed data released in 2026.